

Xe nâng HE XIN



Công ty TNHH Xe nâng HE XIN





和新叉车有限公司

Công ty TNHH Xe nâng HE XIN

地址：广西省东兴市河堤路35号

Địa chỉ: Số 35, đường đê sông, thành phố Đông

Hưng, tỉnh Quảng Tây

电话(tel.):84376217984

Điện thoại:+84376217984

ZALO: 0376217984

Email:xenangHEXIN@hop-tan.com

web:www.hop-tan.com

全国免费热线

Dây nóng miễn phí toàn quốc.

+84376217984



HELI



DAEWOO



NISSAN
FORKLIFT



YANMAR

KOMATSU

TCM



JAC
江淮重工

ISUZU

Giới thiệu công ty

公司简介

Công ty TNHH Xe nâng HE XIN có trụ sở chính đặt tại thành phố Khánh Sơn, tỉnh Giang Tô, Trung Quốc. Công ty được thành lập vào tháng 8 năm 2008, là một trong những nhà bán buôn và bán lẻ phụ tùng xe nâng nhập khẩu chuyên nghiệp tại Trung Quốc. Công ty hiện có kho phụ tùng trị giá hơn mười triệu đồng và có chi nhánh tại Quảng Châu, Thượng Hải và Khánh Sơn.

Công ty chủ yếu kinh doanh: phụ tùng xe nâng của các thương hiệu Toyota, Komatsu, Mitsubishi, TCM, Nissan, Yale; Tailift của Đài Loan, Nichiyu; Doosan của Hàn Quốc, Linde, Hyster, Heli và các phụ tùng động cơ, phụ tùng điện, hệ thống làm mát, hệ thống truyền động, phụ tùng khung gầm, hệ thống phanh, hệ thống thủy lực và các phụ tùng nhập khẩu toàn bộ xe, đồng thời có sẵn hàng tồn kho và cũng có thể đặt hàng kỳ hạn.

Phụ tùng nhập khẩu của công ty có phụ tùng chính hãng và phụ tùng OEM, đầy đủ chủng loại, giá cả cạnh tranh, các mẫu xe chủ yếu từ FD(FG)10 đến FD50. Ngoài ra, công ty còn có thể gia công và đặt làm các phụ tùng xe nâng theo mẫu được cung cấp bởi khách hàng.

Với sản phẩm chính hãng chất lượng cao và dịch vụ bán hàng trước và sau bán hàng hoàn hảo, công ty đã giành được sự ủng hộ và tin tưởng của nhiều khách hàng cũ và mới, tạo dựng được uy tín tốt trên thị trường xe nâng.



和新叉车有限公司总公司位于中国江苏省昆山市，公司成立于2008年8月，是国内专业从事进口叉车配件的批发、零售商之一。公司现拥有千万以上的配件库存并在广州、上海、昆山都设有分公司。

公司主要经营：丰田、小松、三菱、TCM、日产、耶鲁；台湾台励福、力至优；韩国大宇、林德、海斯特、合力等叉车零配件及发动机、电装品、冷却系统、传动系统、地盘件、制动系统、液压系统等全车系进口配件，并备有现货供应，也可以代订期货。

本公司进口配件具有纯正部件和OEM部件、品种齐全，价格具有竞争性，车型包括从FD(FG)10至FD50为主。此外，本公司还可以根据客户提供的样本进行各种叉车配件的加工订制。

公司凭着正宗优质的产品完善的售前售后服务，赢得了众多新老客户的支持与信赖，在叉车市场上树立了良好的声誉。

Nguyên tắc kinh doanh của công ty

Ưu đãi cho khách hàng, lấy được lòng tin trên thị trường.

Chỉ tiêu kinh doanh của công ty

Uy tín là linh hồn của chúng tôi, chất lượng là bảo đảm của chúng tôi.

Chỉ tiêu dịch vụ của công ty

Chất lượng số một, khách hàng hài lòng, kinh doanh trung thực, tích cực tiến thủ.

Mục tiêu kinh doanh của công ty

Xây dựng một công ty phụ tùng xe nâng lớn nhất toàn Trung Quốc với đầy đủ chủng loại và chất lượng nhất.

公司的经营原则：优惠于客户，取信于市场

公司的经营宗旨：信誉是我们的灵魂，品质是我们的保障

公司的服务宗旨：品质第一、顾客满意、诚信经营、积极进取

公司的经营目标：打造一个全中国最大、品质最全的叉车配件公司

Engine/Transmission assembly

Bộ tổng thành động cơ/hộp số



HZ No:	4JG2FDJZC
Applied Model:	4JG2PE-01



HZ No:	6BG1-QC02
Applied Model:	6BG1



HZ No:	10100-NA11D
Applied Model:	NISSAN QD32



HZ No:	CA498-06T2/01
Applied Model:	HL/DaChai 498



HZ No:	CY6102BG-1
Applied Model:	Dalian Chaochai 6102



HZ No:	FDJZC-4TNV94L
Applied Model:	4TNV94L



HZ No:	FDJZC-C490
Applied Model:	XinChai C490



HZ No:	32B89-40100
Applied Model:	S65



HZ No:	FDJZC-JBT
Applied Model:	Kubota /V2403



HZ No:	32A89-07400
Applied Model:	MITSUBISHI F18C/545



HZ No:	10001-35K1A
Applied Model:	K25 (high fan)



HZ No:	FDJZC1
Applied Model:	4TNV98



HZ No:	A408016
Applied Model:	4TNE98



HZ No:	H25U1-00101
Applied Model:	C240/NKFC-01



HZ No:	10001-36K1A G
Applied Model:	K21 high Fan



HZ No:	11527564
Applied Model:	Deutz 2011



HZ No:	91A25-06200
Applied Model:	MITSU/BISHI F18C/ machinery



HZ No:	31020-GG00A
Applied Model:	NISSAN 1F2-2/3 tons



HZ No:	32101-26632-71
Applied Model:	8FD25/3T hydraulic



HZ No:	33110-26602-71
Applied Model:	TOYOTA 8F machinery

Piston

pittông



HZ No:	4PHS
Applied Model:	4P



HZ No:	12010-FU422
Applied Model:	K21/1.5MM



HZ No:	12010-60K70
Applied Model:	H25 STD



HZ No:	12010-FU420
Applied Model:	K25/1.5MM STD



HZ No:	12010-FU370
Applied Model:	K15 STD



HZ No:	13101-78202-71B
Applied Model:	7F 1DZ



HZ No:	388
Applied Model:	4D95 concave



HZ No:	32A17-10100
Applied Model:	S4S/S6S (New)



HZ No:	4105HS
Applied Model:	Weichai 4105



HZ No:	6735-31-2111
Applied Model:	Komatsu 6D102E



HZ No:	13101-76032-71
Applied Model:	TOYOTA 4Y



HZ No:	13101-78761-71
Applied Model:	13Z/STD



HZ No:	129908-22080
Applied Model:	4TNV98



HZ No:	12010-6T011
Applied Model:	TD27/30 pin



HZ No:	13101-78702-71
Applied Model:	7F 2Z



HZ No:	13101-78781-71J
Applied Model:	14Z



HZ No:	YM129901-22080
Applied Model:	4D94E



HZ No:	8-94326-225-0
Applied Model:	C240/3G/ ordinary



HZ No:	490HS
Applied Model:	490B Xinchang



HZ No:	13101-78700-71
Applied Model:	6F2Z

Cylinder liner

xylanh lót



HZ No:	5-11261014
Applied Model:	4BC2/DB33A



HZ No:	6736-29-2110
Applied Model:	Komatsu /4D105



HZ No:	11012-50K01B
Applied Model:	H20



HZ No:	GTB3.3
Applied Model:	B3.3



HZ No:	K25 LINER
Applied Model:	H25



HZ No:	Z-1-11261-248-0
Applied Model:	6BG1



HZ No:	498-16301005001
Applied Model:	Xinchang 498



HZ No:	11461-78200
Applied Model:	1DZ without edges



HZ No:	GT-6D102
Applied Model:	Komatsu 6D102



HZ No:	Z-8-97176-699-0
Applied Model:	4D95/4JG2



HZ No:	YM001234565
Applied Model:	4TNE92



HZ No:	K25GT
Applied Model:	K25/K21



HZ No:	S45GT
Applied Model:	S45/4D94E



HZ No:	9-11261-230-1
Applied Model:	C240/finished product



HZ No:	21131-42001
Applied Model:	D48B/4D56



HZ No:	S45SGT
Applied Model:	S4E6 finished product



HZ No:	216541654
Applied Model:	MITSUBISHI 4G64



HZ No:	11461-78700-71
Applied Model:	TOYOTA 2Z finished product



HZ No:	11012-43G00
Applied Model:	TD27



HZ No:	H54D98E
Applied Model:	Komatsu /4D98E

Piston ring Set

vòng pittông



HZ NO 汉智编号	Applied Model 适用机型
12033-AE003-1	K21/+25
HSH-K15	K15 STD
13011-78702-71 F	7FD30 2Z
13011-78760-71ZC	13Z
13011-78702-7	14Z
13011-78700-71 RIK	2Z
A-12033-6T011	TD27/TP/3MM
12033-FU400	K25/1.5MM
8-97147984-0F	4JG2
129907-22050	4TNE92
13011-78700-71 F	6FD/2Z NPR
13011-78202-71 RIK	7F/1DZ-2RIK
HSH-LR1003	3105
32A17-02010 J	S4S New
YM129903-22050	4D98E/TW
403	490
13011-78601-71	2H
2JHSH	2J
YM129901-22050	4D94E
HSH3D84E-3	3D84E-3

HZ NO 汉智编号	Applied Model 适用机型
HSH-4TNE98	NE98/NV9
Z-8-94169-748-0	4FE1
8-94471442-0	C240 Three Japan
HSH3KC1	3KC1
HSH-3KR1	3KR1
8-97113503-0	3LD1
12037-50K00	H20-II+1.0RIK
YD110089ZZ	4BG1
12033-4E100	K25/K21/1.5MM
YM129903-22050ATG	4TNV98
HSHD	3TN78
495HSH	Xinchang 495
HSH3TN82	3TN82
HSHH	3TNV88
A498HSH	A498
HSH-V2403-S	V2403 STD
000000003692	4105
4108-3	4108
12033-60K00B	H25 import
6BG1	6BG1/ deputy factory

Cylinder assembly

bộ phận xylanh lót



HZ No: 6102GTZJ
Applied Model: 6102



HZ No: GTZJ
Applied Model: FAWDE 6110



HZ No: 6D102E3-
Applied Model: 6D102



HZ No: NH-ZB000276
Applied Model: 6B01 reinforcement



HZ No: NH-ZB000277
Applied Model: 6B01/ general



HZ No: NH-ZB000278B
Applied Model: 6B01/ reinforcement



HZ No: NH-ZB000297
Applied Model: 4JB1



HZ No: NH-ZB00789PT
Applied Model: 4JG2/3G/ general



HZ No: QC490G
Applied Model: Quanchai 490G



HZ No: C490-1233
Applied Model: C490



HZ No: 5-87814-585-0
Applied Model: C240/3G



HZ No: ZB000789
Applied Model: C240/4G general



HZ No: T-GTZJH20
Applied Model: H20-2



HZ No: K21/K25
Applied Model: K21/K25



HZ No: 123456
Applied Model: TD27



HZ No: SPT-2J3G
Applied Model: 2J



HZ No: SDF ERFSAE
Applied Model: MITSUBISHI S4S



HZ No: GTZJ-V2403
Applied Model: V2403



HZ No: DL498GTZJ
Applied Model: Dalian 498



HZ No: 4D94E
Applied Model: 4D94E

Connecting rod bearing

chốt nối biên



HZ NO 汉智编号	Applied Model 适用机型
13204-76001-71	5K STD
XW-1FZ-STD	1FZ
13104-76013-71	1DZ
8-94324-159-0 G	4JG2/STD
R4536K-STD-B	C240/STD made in China
YM129900-23600	4D94E/STD
LGW3D84E-3	3D84E-3
LGW3D95	3D95
LGW3KC1	3KC1
13104-76011-71	7F/13Z/STD
LGW3LD1	3LD1 STD
490JZLGW	490STD Hardcover
LGWW	3TN78
32A19-02100	S4Q2/STD country
LGW3TN82	3TN82
LGW3TNE84	3TNE84
498LGW	498/Dachai
LGW-QC490	Quanchai 490
495B-04005-1A	495/STD
R168H STD	4BC2/DB33 Good

HZ NO 汉智编号	Applied Model 适用机型
LGW4D35	4D35
LGW88	4D88
20801-07801	4FE1 STD
A-12111-2W200 J	TD27/STD positive
12111-D2800	H20/STD positive
R169H-STD-B	6BD1/G1/STD country
32A19-02100DH	S4S STD Good
A15LGW	A15
A2300LGWSTD	A2300
6102LGWD	6102/STD
32A19-02100A	S6S /STD
LGWS6K	S6K
D4BBLGW	D4BB/STD positive package
LQG-QD32 +STD	QD32
C6207313300	4D95 STD
0012727-A	H18 STD
FE6LGW	FE6
LGW-B3.3	B3.3
LGW7897	D427
13202-78300-71	1Z/2Z/STD country



HZ NO 汉智编号	Applied Model 适用机型
QZW498+0.5	DaChai 498+0.5
QZW-QC490	Quanchai 490
QZW	FAWDE 6110
4D95QZW	4D95/STD
12207-54T10B	TD27/STD Good
QZW88	4D88
R184A STD	R184A STD country
11701-78702-71	13Z/14Z/STD
HZ-0152	495/STD
M177H+0.25	4BC2
498QZW	498/STD
QZW 4BG1	4BG1 STD
YM129900-02800J	4D94E/STD Good
32A09-00010 G	S4S/STD country
QZW3D84E-3	3D84E-3
QZW3D95	3D95 STD
3KC1QZW	3KC1 STD
QZW3LB1	3LB1 STD
QZWD	3TN78
QZW3TNE84	3TNE84

HZ NO 汉智编号	Applied Model 适用机型
QZWDDD	S4Q2 STD
A-017	4Y STD/491
1170178203-71	1DZ/STD Country
M186A	4JG2/STD Good
6102QZW	6102/STD
QZW5479	D427
21020-42032	D48B
MS-1220A NDC	H20/K25/STD
899	1Z/STD Country
11701-78300-01	2Z/STD
11706-78200-71	7F1DZ
QZW-B3.3	B3.3
DW-1FZ-STD	1FZ
S6EQZW	S6E
QZWS6K	S6K
32B09-00010	S6S
1C020-2347-0	V3600
04270238	Deutz 2011
NA385B-01034.01033	N485/STD
11705-76009-71	TOYOTA 2J

Crankshaft

trục khuỷu



HZ No:	1A051-23012
Applied Model:	V2403/ Kubota



HZ No:	8-94139-669-0
Applied Model:	C240 (forged steel)



HZ No:	32A20-00080
Applied Model:	S45 (forged steel)



HZ No:	12200-6T002T
Applied Model:	TD27 (forged steel)



HZ No:	13411-78760-71
Applied Model:	7F13Z/11Z



HZ No:	12201-FU400
Applied Model:	H20/K21 (forged steel)



HZ No:	13411-78301-71
Applied Model:	5F/1Z forged steel



HZ No:	23111-42011
Applied Model:	HYUNDAI D48B



HZ No:	13411-78780-71
Applied Model:	12Z/14Z



HZ No:	A-004
Applied Model:	4Y



HZ No:	8-97023-182-1
Applied Model:	4JG2 (forged steel)



HZ No:	490XC
Applied Model:	490/485



HZ No:	12201-FY500
Applied Model:	K25



HZ No:	13411-78201-71D
Applied Model:	7F/6F/1DZ forged steel



HZ No:	13411-78701-71
Applied Model:	6F/7F/2Z (forged steel)



HZ No:	1005021-X12
Applied Model:	DC498



HZ No:	YM129900-21050
Applied Model:	4D94E (forged steel)



HZ No:	YM129902-21050
Applied Model:	4D94LE (forged steel)



HZ No:	Z-1-12310-448-0
Applied Model:	68G1 (forged steel)



HZ No:	32820-10010
Applied Model:	S65 (forged steel)

Connecting Rod

thanh nối



HZ No:	898013-2902
Applied Model:	4JG2



HZ No:	5-12230-039-1
Applied Model:	C240



HZ No:	4105LG
Applied Model:	4105



HZ No:	1004045
Applied Model:	DaChai 498



HZ No:	8-94248-117-1
Applied Model:	6BG1/B1/D1



HZ No:	32A19-00010
Applied Model:	S4S/S6S



HZ No:	12100-0W801
Applied Model:	TD27



HZ No:	12100-1W402
Applied Model:	QD32



HZ No:	12100-50K00
Applied Model:	H1S/H20-2



HZ No:	12100-60K00
Applied Model:	H25



HZ No:	12100-FU400
Applied Model:	K15



HZ No:	12100-FU400YC
Applied Model:	K21 original



HZ No:	12100-FY500
Applied Model:	K25



HZ No:	13201-78300-71
Applied Model:	1Z/2Z/13Z



HZ No:	23510-42010
Applied Model:	HYUNDAI D48B



HZ No:	129900-23000
Applied Model:	4D94E



HZ No:	HZ-QC490
Applied Model:	QUANCHAI 490



HZ No:	LG-4D95
Applied Model:	4D95



HZ No:	558
Applied Model:	NB485



HZ No:	LG-V2403
Applied Model:	Kubota V2403

Cam shaft

trục cam



HZ No:	13001-50K00YC
Applied Model:	K25/K21/H20



HZ No:	13511-78700-71
Applied Model:	1Z/2Z



HZ No:	24110-42501
Applied Model:	D48B



HZ No:	TLZ3KC1
Applied Model:	3KC1



HZ No:	TLZ3KC2
Applied Model:	3KC2



HZ No:	TLZ330C
Applied Model:	Carter 330C



HZ No:	Z-1-12514-005-0
Applied Model:	6BG1/D1



HZ No:	8-94159-768-0
Applied Model:	C240



HZ No:	490TLZ
Applied Model:	490



HZ No:	498TLZ
Applied Model:	DC/498



HZ No:	4D95L
Applied Model:	4D95L



HZ No:	13001-50K00
Applied Model:	H25



HZ No:	13001-54703
Applied Model:	TD27



HZ No:	13511-78201-71
Applied Model:	1DZ



HZ No:	4105TLZ
Applied Model:	Camel 4105



HZ No:	YM129900-14590
Applied Model:	4D94/94L/98E



HZ No:	32A05-00100
Applied Model:	MITSUBISHI S4S



HZ No:	13511-76049-71
Applied Model:	4Y



HZ No:	8-97073-684-0
Applied Model:	4JG2



HZ No:	MD177849
Applied Model:	4G64/4G63

Cylinder head/Pump head

đầu xy lanh/đầu bơm



HZ No:	5-11110207-0
Applied Model:	C240



HZ No:	8-97089-2801
Applied Model:	4JG2



HZ No:	32A01-01023
Applied Model:	S45



HZ No:	32801-01010
Applied Model:	S65



HZ No:	11040-FY501
Applied Model:	K25/K21/K15



HZ No:	11040-60K00
Applied Model:	H20/H25 New



HZ No:	11101-76075-71
Applied Model:	7F/8F/4Y



HZ No:	11101-78120-71
Applied Model:	TOYOTA 5K



HZ No:	11101-78780-71
Applied Model:	TOYOTA 7F1DZ



HZ No:	22100-42531
Applied Model:	D48B



HZ No:	11039-40K02
Applied Model:	TD27



HZ No:	YM129931-11700
Applied Model:	4D94E/98/92



HZ No:	096400-1690
Applied Model:	7F/8F 2Z



HZ No:	146400-4220
Applied Model:	QD32/S45



HZ No:	146401-0520
Applied Model:	TD27



HZ No:	146401-30208
Applied Model:	4D95/4D94E12R



HZ No:	146403-4820
Applied Model:	4JG2 deputy factory



HZ No:	146405-1920
Applied Model:	TD42



HZ No:	AG-14640-54420
Applied Model:	S65



HZ No:	146406-0620
Applied Model:	Komatsu 6D95L

Oil pump Class

loại bơm dầu máy



HZ No:	8-94362923-TBK
Applied Model:	4JG2 original



HZ No:	5-13100126-1
Applied Model:	C240 original



HZ No:	15010-66020
Applied Model:	H20/H25



HZ No:	JYB S4S
Applied Model:	S4S



HZ No:	32B35-20010
Applied Model:	S65



HZ No:	15100-78202-71TW
Applied Model:	7F1DZ Taiwan



HZ No:	15100-78300-71
Applied Model:	5F/6F 1Z



HZ No:	15100-78700-71
Applied Model:	TOYOTA 2Z



HZ No:	21340-42501
Applied Model:	HYUNDAI D48B



HZ No:	129900-32001
Applied Model:	4D94E/98/92



HZ No:	15010-V8201
Applied Model:	TD27/TD42



HZ No:	E028-015-0035A
Applied Model:	4D95S



HZ No:	15100-78332-71
Applied Model:	TOYOTA 13Z



HZ No:	15100-76034-71
Applied Model:	4Y/491



HZ No:	XC495JYB
Applied Model:	495



HZ No:	Z-1-13100-204-0
Applied Model:	68G1



HZ No:	XC490JYB
Applied Model:	Xinchang 490B



HZ No:	00000-00020-99
Applied Model:	490



HZ No:	JYBLW
Applied Model:	HYUNDAI D48B



HZ No:	JYBWG
Applied Model:	490

Hand oil pump

bơm tay



HZ No:	16401-10H03
Applied Model:	TD27



HZ No:	HZSYBTD42
Applied Model:	TD42



HZ No:	23302-23060-71
Applied Model:	1Z/2Z/11Z/1DZ



HZ No:	
Applied Model:	XinChai 490



HZ No:	DP-04
Applied Model:	TOYOTA 7F/1DZ/2Z



HZ No:	DP-07
Applied Model:	Yale / Hester



HZ No:	34462-01050
Applied Model:	S45



HZ No:	PD-K110
Applied Model:	4D94 With screws



HZ No:	SYB-01
Applied Model:	6D102



HZ No:	Z-8-94367-293-0
Applied Model:	C240/4JG2/6BG1



HZ No:	SYB4D95
Applied Model:	Komatsu 4D95



HZ No:	
Applied Model:	C240 Old



HZ No:	105220-7230
Applied Model:	6BG1 thimble



HZ No:	00000000322
Applied Model:	490/JINHU



HZ No:	SI/HZ2204
Applied Model:	Oriental red 4108



HZ No:	Z-8-94178-843-0
Applied Model:	6BD1/ rolling wheel



HZ No:	34462-30030
Applied Model:	S65/S45/4D94E



HZ No:	23300-23430-71
Applied Model:	8FD30



HZ No:	24662-22032
Applied Model:	C240



HZ No:	16400-10H01
Applied Model:	TD27

Thermostat upper and lower seat

ghế chân nhiệt độ trên dưới



HZ No:	5-13713-030-0
Applied Model:	C240



HZ No:	8-94152-595-0
Applied Model:	4JG2



HZ No:	A-11060-43G00
Applied Model:	TD27/498



HZ No:	A138243
Applied Model:	Daewoo D427



HZ No:	XS4D95TW
Applied Model:	12-14 generation



HZ No:	YM129900-49550
Applied Model:	4D94E



HZ No:	16331-78300-71
Applied Model:	5F/8F/2Z



HZ No:	11060-W7001
Applied Model:	H20



HZ No:	8-97163226-0
Applied Model:	6BG1/ bend



HZ No:	32A46-01070
Applied Model:	F14E/54S



HZ No:	25125-42540
Applied Model:	Hyundai



HZ No:	16304-78150-71
Applied Model:	4Y



HZ No:	8-97018664-0
Applied Model:	4JG2



HZ No:	9-13716-804-2
Applied Model:	C240



HZ No:	32A46-00500
Applied Model:	54S



HZ No:	4908-43101
Applied Model:	490



HZ No:	6102-1703
Applied Model:	6102



HZ No:	Z-5-13716-026-0
Applied Model:	6BG1



HZ No:	DC-498
Applied Model:	498



HZ No:	16321-78150-71
Applied Model:	4Y

Engine Gears

bánh răng động cơ



HZ No:	5-12523023-1T
Applied Model:	C240/31 teeth / belt groove



HZ No:	1217
Applied Model:	490



HZ No:	13525-78202-71
Applied Model:	Toyota 1DZ 67C



HZ No:	13525-78300-71TW
Applied Model:	5FD30 1Z



HZ No:	13021-03G00
Applied Model:	H20/H25/K25



HZ No:	13521-78152-71TW
Applied Model:	7/8F1-3T 4Y



HZ No:	10050128B
Applied Model:	C240 21 teeth



HZ No:	23151-42000
Applied Model:	D48B 46 teeth



HZ No:	13024-FY500
Applied Model:	H20/K25 original



HZ No:	13523-78152-71TW
Applied Model:	7/8F1-3T 4Y



HZ No:	13523-78701-71
Applied Model:	5FD30 1Z



HZ No:	13523-78701-71TW
Applied Model:	2Z/14Z/13Z/15Z



HZ No:	13613-78204-71
Applied Model:	8F1DZ



HZ No:	13613-78300-71TW
Applied Model:	5FD30 1Z



HZ No:	13613-78761-71
Applied Model:	6FD30Z



HZ No:	1111216-X2
Applied Model:	DC 498



HZ No:	129970-26200
Applied Model:	4D94LE



HZ No:	A-33320-40K00
Applied Model:	TD27 26tooth



HZ No:	N-12353-50K10
Applied Model:	H20/H25/H15



HZ No:	12353-GW300
Applied Model:	Komatsu /K21/K25

Engine class

loại động cơ



HZ No:	19030-78121-71
Applied Model:	TOYOTA 7FSK (Electronic)



HZ No:	19030-78151-71TW
Applied Model:	TOYOTA 4Y



HZ No:	FDQZC-4G
Applied Model:	4G63/4G64



HZ No:	22100-FU510
Applied Model:	H20/H25K25



HZ No:	91A65-00500
Applied Model:	MITSUBISHI \K25



HZ No:	23520-26640-71
Applied Model:	8F/4Y



HZ No:	3515722002
Applied Model:	Komatsu / Linde K25



HZ No:	AT90E
Applied Model:	HangCha



HZ No:	21100-78161-71
Applied Model:	TOYOTA 5K/4Y



HZ No:	16010-50K01
Applied Model:	H20/H25 air cooling



HZ No:	16100-50K00
Applied Model:	H20/H25/H15 electric



HZ No:	91H20-01960
Applied Model:	K21/K25 water-cooling



HZ No:	Y17010-50K00
Applied Model:	H20/H25/H15



HZ No:	17010-50K60
Applied Model:	K25



HZ No:	23100-78120-71
Applied Model:	5K



HZ No:	23100-78155-71
Applied Model:	4Y



HZ No:	19100-K9300
Applied Model:	H20/H25/K25



HZ No:	23600-78159-71
Applied Model:	7F/6F/4Y/5K



HZ No:	KSHYQDK
Applied Model:	



HZ No:	16267-FU400YC
Applied Model:	K21/K25

High-pressure oil pump/Injector assembly bơm cao áp/tổng thành phun dầu



HZ No:	8-97253022-1
Applied Model:	4JG2



HZ No:	32A65-10420
Applied Model:	mitsubishi 54S



HZ No:	1-15603261-0
Applied Model:	6BG1



HZ No:	80R9-72ZH-1
Applied Model:	Xinchang 490B



HZ No:	22100-78230-71
Applied Model:	TOYOTA 7F1DZ



HZ No:	22100-78791-71
Applied Model:	7F 14Z



HZ No:	104741-4940
Applied Model:	QD32



HZ No:	6734-71-1231
Applied Model:	6D102



HZ No:	16700-40K10
Applied Model:	TD27



HZ No:	16700-51H13
Applied Model:	TD42



HZ No:	BH4Q80R8 with gauge
Applied Model:	490 fine axis



HZ No:	1112010-X03
Applied Model:	Dachai 498



HZ No:	105148-1451
Applied Model:	4JG2



HZ No:	16600-43G23
Applied Model:	TD27



HZ No:	23600-78200-71
Applied Model:	7F/8F/1DZ



HZ No:	YM129931-53000
Applied Model:	4D94E/98E



HZ No:	105151-1451
Applied Model:	C240



HZ No:	129906-53100
Applied Model:	4TNV94/NV98



HZ No:	1-15300169-1
Applied Model:	6BG1



HZ No:	PYQZC-490
Applied Model:	A490

Engine overhaul package

bộ sửa chữa lớn động cơ



HZ No: 4G64
Applied Model: 4G64/RIK



HZ No: YM729903-92601
Applied Model: 4TNE98/4D98E



HZ No: 32C94-01010
Applied Model: MITSUBISHI S4Q2



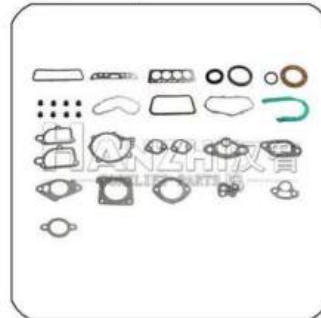
HZ No: 498QCD
Applied Model: DaChai 498



HZ No: 4105-10
Applied Model: Camel 4105



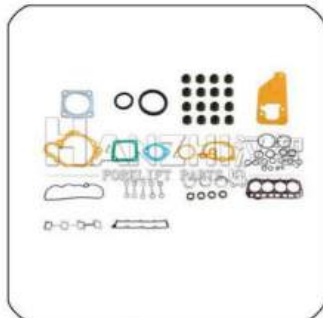
HZ No: 6102FDJDXB
Applied Model: 6102



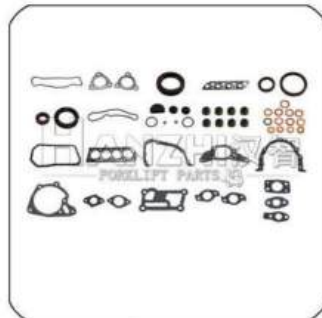
HZ No: 10101-50K25
Applied Model: H25



HZ No: 495B-FDJDXB-PJ
Applied Model: Xinchang 495BPG



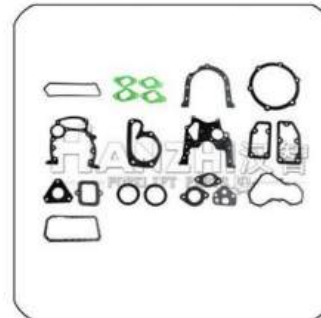
HZ No: 729906-92760
Applied Model: 4TNV94L



HZ No: 20910-42D00
Applied Model: D48B



HZ No: FDJDXB
Applied Model: 4Y



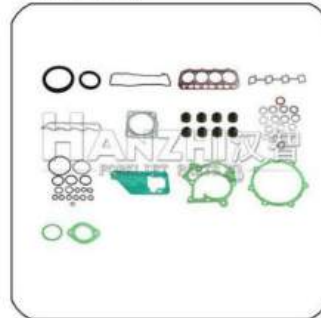
HZ No: FDJDXB-QC490
Applied Model: QUANCHAI 490



HZ No: H15FDJDXB
Applied Model: H15



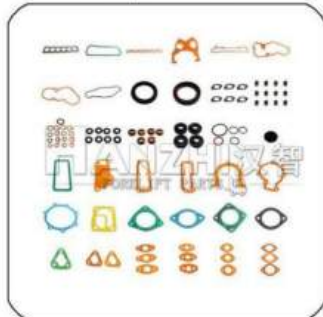
HZ No: N485FDJDXB
Applied Model: N485



HZ No: YM729901-92602
Applied Model: 4D94E



HZ No: 1-87811369-0
Applied Model: 68D1



HZ No: ZB000231
Applied Model: 6BG1 (square)



HZ No: 04111-20330-71
Applied Model: TOYOTA 7FZZ



HZ No: H20FDJDXB5
Applied Model: H20



HZ No: TD27
Applied Model: TD27/DB30

Cylinder bed

chiếu xylanh



HZ No:	1CW01-48010
Applied Model:	HL / Kubota



HZ No:	028103383BJ
Applied Model:	Linde H18



HZ No:	11044-50K00
Applied Model:	H20-2



HZ No:	YM129903-01330 S
Applied Model:	4D98E asbestos



HZ No:	11044-55K00
Applied Model:	H15



HZ No:	11044-60K00
Applied Model:	H25



HZ No:	11115-78151-71
Applied Model:	4Y



HZ No:	11044-FU400
Applied Model:	K21K25 (iron)



HZ No:	11115-13040
Applied Model:	5K



HZ No:	11115-78200-71C
Applied Model:	TOYOTA 7F1DZ asbestos



HZ No:	5-11141-069-0
Applied Model:	C240



HZ No:	129901-01353T
Applied Model:	4D94E asbestos



HZ No:	11115480-26
Applied Model:	TOYOTA 4P



HZ No:	11115-78780-71
Applied Model:	TOYOTA 13Z



HZ No:	DFH4105QGC
Applied Model:	Oriental red 4105



HZ No:	HZ-QGC-4102
Applied Model:	JAC 4102



HZ No:	K15QGC
Applied Model:	K15



HZ No:	LT4108 QGC
Applied Model:	4108



HZ No:	1G790-03312
Applied Model:	V2403



HZ No:	QGC-490
Applied Model:	QC490

Intake valve

van nạp khí



HZ No:	8-94133275-1
Applied Model:	4/B1



HZ No:	4988-03014
Applied Model:	XINCHAI 498



HZ No:	C6204414210
Applied Model:	4D95



HZ No:	13201-FY500
Applied Model:	K25/K21



HZ No:	13202-50K02
Applied Model:	H25/H20/H15



HZ No:	37110-33900-71
Applied Model:	1Z/2Z



HZ No:	13715-78200
Applied Model:	TOYOTA 1DZ



HZ No:	A-13201-43G01
Applied Model:	TD27



HZ No:	D4BBQM
Applied Model:	HYUNDAI D4BB



HZ No:	32C04-00100
Applied Model:	S4Q2



HZ No:	YM129900-11100
Applied Model:	4D94E



HZ No:	1-12551139-D
Applied Model:	6BG1/DB33A/B1



HZ No:	20801-OZ151
Applied Model:	C240



HZ No:	8-9540J-213
Applied Model:	4JG2



HZ No:	4105JQM
Applied Model:	4105



HZ No:	129907-11110
Applied Model:	4TNV94



HZ No:	FD6102-6
Applied Model:	6D102



HZ No:	JQM2
Applied Model:	B3.3



HZ No:	32A04-00100
Applied Model:	S4S



HZ No:	13711-76012-71
Applied Model:	TOYOTA 4Y

Exhaust valve

van xả khí



HZ No:	20801-OZ161
Applied Model:	C240



HZ No:	13202-43G01
Applied Model:	TD27



HZ No:	13202-P0500
Applied Model:	H20/H15/H25



HZ No:	13711-78300-71B
Applied Model:	1Z/2Z



HZ No:	129907-11111
Applied Model:	4TNV94



HZ No:	PQM2
Applied Model:	B3.3



HZ No:	8-97028706-D
Applied Model:	6BG1/DB33A



HZ No:	C6209414210
Applied Model:	4D95



HZ No:	8-97080-615
Applied Model:	4JG2/4J81



HZ No:	HZ02121
Applied Model:	6D102



HZ No:	13202-FU400
Applied Model:	K25/K21



HZ No:	32A04-01100
Applied Model:	S45



HZ No:	6102PQM
Applied Model:	6102



HZ No:	4904908-03015
Applied Model:	490



HZ No:	1007012-X2
Applied Model:	DC 498



HZ No:	4958-FDJDXB-PJ
Applied Model:	495 Xinchang



HZ No:	PQM-QC490
Applied Model:	Quanchai 490



HZ No:	YM129907-11110
Applied Model:	4D94E



HZ No:	MDO70694
Applied Model:	4G54/4G64



HZ No:	TOYOTA DZPQM
Applied Model:	TOYOTA 7F 1DZ

Intake and exhaust valves Seat

vòng sedel van nạp khí và van xả khí



HZ No:	5K-1113
Applied Model:	5K



HZ No:	8-94130558-0
Applied Model:	4JB1



HZ No:	4988-03014 ZQ
Applied Model:	XinChai 498



HZ No:	6102JQMZQ
Applied Model:	6102



HZ No:	JQMZQ6105
Applied Model:	Camel 6105



HZ No:	JQMZQ-B3.3
Applied Model:	B3.3



HZ No:	JQMZQ-QC490
Applied Model:	QuanChai 490



HZ No:	JQMZQ-V2403
Applied Model:	V2403



HZ No:	YM129901-11080
Applied Model:	4TNV94



HZ No:	806
Applied Model:	Yale T3000



HZ No:	11135-78700-71
Applied Model:	1Z 2Z



HZ No:	6102
Applied Model:	6102



HZ No:	11135-78200-71
Applied Model:	7F 1DZ



HZ No:	129901-11080
Applied Model:	4D94E



HZ No:	1007012-X2 ZQ
Applied Model:	DaChai 498



HZ No:	PQMZQ6105
Applied Model:	Camel 6105



HZ No:	PQMZQ-B3.3
Applied Model:	B3.3



HZ No:	PQMZQ-QC490
Applied Model:	QuanChai 490



HZ No:	PQMZQ-V3800
Applied Model:	V3800



HZ No:	Z-5-11715-036-0
Applied Model:	4FE1

Valve guide

ống dẫn van



HZ No:	6102QMDG
Applied Model:	6102



HZ No:	DG-HA
Applied Model:	Mazda HA



HZ No:	QMDG6105
Applied Model:	6105



HZ No:	QMDG-B3.3
Applied Model:	B3.3



HZ No:	QMDG-QC490
Applied Model:	Quanchai 490



HZ No:	20801-OZ141
Applied Model:	4J/G2/4/B1



HZ No:	YM129931-11340
Applied Model:	4D94E/98/92



HZ No:	4D95-DG
Applied Model:	4D95



HZ No:	5-11721-0160
Applied Model:	C240



HZ No:	11122-76009-71
Applied Model:	5K



HZ No:	1-11721013-0
Applied Model:	6BD1/DB33A



HZ No:	490QMDG
Applied Model:	Xinchang 490/495/49



HZ No:	498QMDG
Applied Model:	DaChai 498



HZ No:	C0412021753
Applied Model:	S45/TD27



HZ No:	FD6102-12
Applied Model:	Komatsu 6D102



HZ No:	H20QMDG
Applied Model:	H20/25/15/K25



HZ No:	QMDG4105
Applied Model:	4105



HZ No:	QMDGD48B
Applied Model:	Hyundai D48B



HZ No:	11126-76009-71
Applied Model:	1DZ



HZ No:	1Z2ZQMDG
Applied Model:	1Z 2Z

valve Class

loại van khí



HZ No: 1-1256-9015-1
Applied Model: 68G1



HZ No: 4TQMYF
Applied Model: 4TNV94L



HZ No: 5-12569-006-0
Applied Model: C240



HZ No: 80913-76037-71
Applied Model: 4Y/5K/4D94E



HZ No: C6204414541
Applied Model: 4D95



HZ No: 90913-02098C
Applied Model: 1DZ



HZ No: 13207-53F00
Applied Model: H20



HZ No: D48BQMYF
Applied Model: D48B



HZ No: 4908-06003-JD
Applied Model: XINCHAI 490/95/98



HZ No: 13238-FY500YC
Applied Model: K21/K25



HZ No: 13781-78300-71
Applied Model: TOYOTA 1Z/2Z/13Z



HZ No: A-12338-43G00
Applied Model: TD27



HZ No: 12231-H1001
Applied Model: H20-II



HZ No: YM129900-14400
Applied Model: 4D94LE



HZ No: 1-12575-036-0
Applied Model: 68G1



HZ No: 32A05-13100
Applied Model: Mitsubishi



HZ No: 8-94438305-0
Applied Model: C240



HZ No: 9-12571-801-0
Applied Model: 4GJ2



HZ No: 32A15-02101
Applied Model: MITSUBISHI /S4S/S6S



HZ No: 13231-H1001YC
Applied Model: K25/H20

Alternator

máy phát điện



HZ No:	6008-613-410
Applied Model:	Komatsu 6D102



HZ No:	32A68-10201
Applied Model:	F18C 54S



HZ No:	255F
Applied Model:	FAWDE 6110



HZ No:	23100-NA000
Applied Model:	TD27



HZ No:	AL0054
Applied Model:	mitsubishi 4G64



HZ No:	23100-FU410
Applied Model:	TB42/H20/K25



HZ No:	119626-77210
Applied Model:	Hester / Yanmar



HZ No:	2871A308PT
Applied Model:	Perkins 1104D



HZ No:	129932-77220
Applied Model:	4D94LE



HZ No:	330133
Applied Model:	Chaocai 6102



HZ No:	27060-78305-71
Applied Model:	7F 4Y/5K



HZ No:	JFZ182E
Applied Model:	DaChai 498



HZ No:	JFZ1512Z
Applied Model:	C240



HZ No:	3325102
Applied Model:	HELI/S6S



HZ No:	YM129930-77212
Applied Model:	S4Q2 4D94E



HZ No:	37300-42C13
Applied Model:	Hyundai D48B



HZ No:	330157
Applied Model:	Linde DEUTZ /201



HZ No:	1-81200365-OF
Applied Model:	6BG1QC02



HZ No:	27060-78701-71
Applied Model:	7F11DZ/2Z



HZ No:	A134153
Applied Model:	D35/45S/DB58

Starter

động cơ khởi động



HZ No:	M008T50471
Applied Model:	Kubota/V3300



HZ No:	8-97042-997-02.8
Applied Model:	4JG2(2.8KV)



HZ No:	6008-634-130
Applied Model:	6D102 Oil type



HZ No:	QDJ DB33A
Applied Model:	DB33/4BC2



HZ No:	YM129910-77022
Applied Model:	4D94E



HZ No:	28100-40291-71
Applied Model:	7F/1DZ/13Z



HZ No:	2502
Applied Model:	6BG1/24V/Right



HZ No:	23300-34T00 TW
Applied Model:	TD42/24V



HZ No:	4995641
Applied Model:	QSB4.5



HZ No:	F042001158
Applied Model:	MITSUBISHI S4S



HZ No:	8-97112-865-0
Applied Model:	C240



HZ No:	F042002069455
Applied Model:	H18D



HZ No:	2021166
Applied Model:	Mazda/HA



HZ No:	QDJ2611
Applied Model:	FE6



HZ No:	QDJSD25
Applied Model:	5D25



HZ No:	S4E
Applied Model:	S4E/24V



HZ No:	QDJ1301
Applied Model:	Daewoo B3.3



HZ No:	JBTQDJ
Applied Model:	Kubota match HELI



HZ No:	LDOMMD
Applied Model:	Linde OM/Deutz



HZ No:	23300-1W400
Applied Model:	TD27

Water tank

binh nước



HZ No:	30HB-331000A/60CM
Applied Model:	30HB490



HZ No:	25542-10103
Applied Model:	HELI X/H20



HZ No:	A91A2
Applied Model:	Heli @ 490



HZ No:	230C2-10211
Applied Model:	HELI 2000/6102



HZ No:	H25C2-10301
Applied Model:	HL2000/TCM/C24 Mechanics



HZ No:	H25S2-10301
Applied Model:	HL2000/C240 hydraulic



HZ No:	H93D2
Applied Model:	HELI 2000/490



HZ No:	HF052-10201
Applied Model:	HELI 4.5T/4110



HZ No:	237A2-10102
Applied Model:	H000/498/H20



HZ No:	A603517
Applied Model:	Daewoo / Yanmar



HZ No:	CDF96-05302
Applied Model:	JAC/New/490



HZ No:	F31J2-10302
Applied Model:	NICHYU 3.5/4/G2




HZ No:	30T-0101100
Applied Model:	LongKing/490



HZ No:	16450-23430-71
Applied Model:	TOYOTA 7F2-3T/ZZ/



HZ No:	16410-35920-71
Applied Model:	TOYOTA 5/6FD30



HZ No:	5H222B2-D
Applied Model:	Liugong /490/ hydraulic



HZ No:	3511070511
Applied Model:	Linde / Yanmar NV94L



HZ No:	3511070514
Applied Model:	LinDE DEUTZ



HZ No:	3511070500
Applied Model:	Linde / Perkins



HZ No:	3511070505
Applied Model:	LinDe H30/ Perkins

Water tank

binh nước



HZ No:	3511070515
Applied Model:	LinDe H30/K25



HZ No:	12831070500-YC
Applied Model:	Linde 1283/ Yanmar



HZ No:	3521070511
Applied Model:	Linde 352 H50D



HZ No:	3501070550
Applied Model:	Linde/H18W



HZ No:	219N2-10101
Applied Model:	TCMFD15/4LB1



HZ No:	234L2-10202
Applied Model:	TCM/T9/TB42




HZ No:	239B2-10102
Applied Model:	TCMT6/C240



HZ No:	233B2-10302
Applied Model:	T6/H20/TD27/K2



HZ No:	16420-16610-71
Applied Model:	TOYOTA 8FD15/ hydraulic



HZ No:	16420-30511-71
Applied Model:	7FD40/50 hydraulic



HZ No:	16420-26630-71
Applied Model:	8FD/G25-30,1DZ



HZ No:	16430-23430-71
Applied Model:	TOYOTA 8F30/4Y1DZ



HZ No:	3EA-04-51210
Applied Model:	Komatsu 16 2-3T



HZ No:	3EB-04-51610
Applied Model:	Komatsu FG30/16K21



HZ No:	16410-13650-71
Applied Model:	TOYOTA 6FD10/15



HZ No:	12181000108
Applied Model:	Linde 1218 Yanmar



HZ No:	30DHBG32-331000
Applied Model:	HangCha R/K25/ hydraulic



HZ No:	N160-334000-000
Applied Model:	HangCha N/490



HZ No:	N163-331000-000
Applied Model:	HangCha N series TD27



HZ No:	TLF3TSX- hydraulic
Applied Model:	Tailift 490/4JG2

Fan blade

lá quạt



HZ No: 4RTII520100
Applied Model: WEICHAI 4105 plastic



HZ No: 32A48-00300
Applied Model: F18C/14E/54S



HZ No: 16361-22040-71B
Applied Model: 7F/4D94E



HZ No: 243
Applied Model: S45 positive direction



HZ No: 0000000392
Applied Model: Xinchang 490



HZ No: F510-36-58-10A
Applied Model: 6102/6110



HZ No: 21060-90073
Applied Model: TD27



HZ No: 21060-FU4108
Applied Model: K21



HZ No: 380*420MM
Applied Model: DaChai 498



HZ No: 44151050100
Applied Model: Linde H30



HZ No: 2485C546
Applied Model: Perkins 1104D



HZ No: N-13660286-0
Applied Model: JMC 493



HZ No: Z-8-97022-810-1
Applied Model: C240 4JG2



HZ No: 8-94483-894-10
Applied Model: C240/4JG2/10P



HZ No: 8-94470553-0A
Applied Model: 4JG2



HZ No: 16361-30510-71
Applied Model: 7F14Z/8F



HZ No: 21060-K8460
Applied Model: TB42/S6E



HZ No: 91H20-02670
Applied Model: K25



HZ No: YM129900-44700ZC
Applied Model: HeLi/4D94E



HZ No: 600-623-8520
Applied Model: 6BG1 7P

Water Pump

bơm nước



HZ No:	1-1361087-71
Applied Model:	6BG1



HZ No:	YM129900-42055
Applied Model:	4D94E (aluminum)



HZ No:	16110-78156-71B
Applied Model:	TOYOTA 7F/8F 4Y



HZ No:	MD970338C
Applied Model:	4G64/4G63



HZ No:	4105-46
Applied Model:	Camel 4105



HZ No:	6206-61-1505
Applied Model:	6D95L



HZ No:	Tailift 4.5T
Applied Model:	Weichai 4105



HZ No:	16100-78203-71
Applied Model:	7F1DZ



HZ No:	1368817C
Applied Model:	Mazda HA



HZ No:	145017951
Applied Model:	PERKINS



HZ No:	8-97028-590-0
Applied Model:	4JG2



HZ No:	SDWP10954
Applied Model:	Yale



HZ No:	A298097FC
Applied Model:	A2300



HZ No:	A273765
Applied Model:	Daewoo D427



HZ No:	5-13610-169-3
Applied Model:	C240



HZ No:	21010-50K26
Applied Model:	H15



HZ No:	1413
Applied Model:	S4Q2 TBK



HZ No:	SB-S6K
Applied Model:	S6K



HZ No:	SDWP10278
Applied Model:	TOYOTA forklift truck



HZ No:	21010-03J25
Applied Model:	TB42

Water pump

bơm nước



HZ No:	6271-61-1800
Applied Model:	4D95



HZ No:	5B10700
Applied Model:	1FZ



HZ No:	32A45-00023
Applied Model:	S45



HZ No:	4985B YC
Applied Model:	DaChai 498



HZ No:	32B45-10032
Applied Model:	S65



HZ No:	4955B
Applied Model:	Xinchang 495



HZ No:	6102-81-08-00A
Applied Model:	6102/ HELI Chaochai



HZ No:	6735-61-1101
Applied Model:	6D102E



HZ No:	16100-78300-71
Applied Model:	5F6F1Z/2Z



HZ No:	16110-78206-71
Applied Model:	7F1DZ/2Z



HZ No:	21010-40K30-K26
Applied Model:	TD27



HZ No:	21010-L1100
Applied Model:	H20-1 (NPW)



HZ No:	129917-42010
Applied Model:	4TNE92/NE98



HZ No:	SB1
Applied Model:	NB485



HZ No:	D45B
Applied Model:	D48B



HZ No:	25100-42540
Applied Model:	AG45/D48B



HZ No:	SB-490DH
Applied Model:	Xinchang 490



HZ No:	SBK1K64565
Applied Model:	LinDe 4TNV94/128



HZ No:	1K321-73030
Applied Model:	HL/ Kubota V2403



HZ No:	Z-1-13610-800-1
Applied Model:	6B81

Multiway valve

van đa hướng



HZ No:	3EB-61-32111
Applied Model:	Komatsu 12-14 two



HZ No:	CDB2-F15TCM
Applied Model:	TCMC2-3T two



HZ No:	MFT04-212-01
Applied Model:	HELI 3T/Two



HZ No:	67610-31092-71
Applied Model:	TOYOTA Z series two



HZ No:	37B-11A-5321
Applied Model:	Komatsu 16 Triple



HZ No:	CDB2-F15-A00
Applied Model:	Komatsu 12-14 triple



HZ No:	MSV06A-5816-03
Applied Model:	mitsubishi F19C



HZ No:	67620-26651-71
Applied Model:	8FD20-25



HZ No:	0009440646
Applied Model:	Linde 1218/ triple



HZ No:	CDB2-E15-00A
Applied Model:	Noblift 3T triple



HZ No:	CDB2-F15DY-03
Applied Model:	Hangcha tram Triple



HZ No:	144-00112-0
Applied Model:	Nichiyu triple tram



HZ No:	MSV04-3124-51F
Applied Model:	TCM2-3T/Triple



HZ No:	0009440639
Applied Model:	Linde 1218/ four



HZ No:	CDB2-F15DY-04A-G00
Applied Model:	Hangcha tram four



HZ No:	CDBT-F20-T/A200
Applied Model:	Heli 4-10T four



HZ No:	MSV04A-8194-04A
Applied Model:	mitsubishi F18C/L02



HZ No:	SSV04-8402-04
Applied Model:	mitsubishi 2-3T



HZ No:	37B1LC5420
Applied Model:	FD30-16/17 four



HZ No:	2CN57-30241
Applied Model:	TCM3T four

Hydraulic Pump

bơm bánh răng thủy lực



HZ No:	SGP1A23L849T
Applied Model:	FD15-18



HZ No:	SDY607L274
Applied Model:	7FD50/4 hole/13C



HZ No:	TMG1A21F9H5-R430D
Applied Model:	8FB15/20



HZ No:	67110-30510-71
Applied Model:	7F/6F40/45/3hole



HZ No:	92371-01100
Applied Model:	Mitsubishi FD130



HZ No:	CBHZBG-F28.2-AT
Applied Model:	HangCha 30N/TD27



HZ No:	69101-51K07
Applied Model:	NISSAN/TD27



HZ No:	CBHZF-F28.2-AL@11L
Applied Model:	Hester/Yanmar



HZ No:	CBW/FA-F432-AFXL
Applied Model:	TD42



HZ No:	DSG05A20F1H9-L224C
Applied Model:	BaoLi battery car



HZ No:	3EC-60-39920
Applied Model:	Komatsu FD50-8



HZ No:	DSG05C18F9H1-R015C
Applied Model:	HeLi 2T Tram



HZ No:	DSG05C20F9H9-R221C
Applied Model:	HangCha 3T Tram



HZ No:	JP300-622000-000
Applied Model:	HangCha 2T Tram



HZ No:	DSG05C23F9H1-R213C
Applied Model:	HeLi Tram 3T



HZ No:	KFP2227-5A5SCSJ
Applied Model:	Komatsu 14 generation



HZ No:	117M7-10321
Applied Model:	H2000/C240/Shimadzu



HZ No:	TMG1-18L461
Applied Model:	Nichiyu



HZ No:	CBTCA-G425-AF@
Applied Model:	Linde 1283



HZ No:	SD620A567F9H1-L569
Applied Model:	7FD45/3 hole/New

Hydraulic gear pump

bơm bánh răng thủy lực



HZ No:	TCG1A17R239
Applied Model:	FB20-12 tram



HZ No:	37B-1KA-3040
Applied Model:	FG30-14/H20



HZ No:	KFZ4-25-15CH
Applied Model:	FG30-16/K25



HZ No:	67110-23640-71
Applied Model:	6F1DZ/4Y



HZ No:	CBHZF-F31.5-AL@
Applied Model:	6F/7F/ZZ



HZ No:	67110-30520-71
Applied Model:	7FD40/3 hole / New



HZ No:	A635381
Applied Model:	Daewoo D305



HZ No:	67102-23640-71
Applied Model:	7F 1DZ



HZ No:	KFS2327CSTMZN6
Applied Model:	8FD30 1DZ



HZ No:	CBFZA-F32-AFHx
Applied Model:	D48B/490 JIYUAN



HZ No:	CBHYA-G36/F3.5AT@
Applied Model:	H2000 5-7T



HZ No:	CBHZ-F30-AL@
Applied Model:	CPCD30



HZ No:	CBHZG-F32-ALj
Applied Model:	30HB/H20 JIYUAN



HZ No:	N150-601100-000
Applied Model:	30HB/490 JIYUAN



HZ No:	CBKA-G425-AT@ChangYuan
Applied Model:	H20004.5T/S65



HZ No:	CBKC-G436-AT R
Applied Model:	JAC-6102



HZ No:	CBT-F430-AFHL
Applied Model:	HL@/490 JIYUAN



HZ No:	D5G05C14.5F9H1-R02
Applied Model:	HELI Three pivot point



HZ No:	91771-00100
Applied Model:	S45/13 tooth old



HZ No:	TDPY-365F2H1-R064D
Applied Model:	TCM285-7T

Direction machine

máy lái hướng



HZ No: SLE6N000CABB
Applied Model: MITSUBISHI FD50NT



HZ No: 1025-5-125-09-AC
Applied Model: JAC3T/ tram



HZ No: 45510-36840-71
Applied Model: 8FDN40-50



HZ No: 45510-30563-71
Applied Model: 7FD40/50



HZ No: BZZ-280(602-1360)
Applied Model: HELI 10T



HZ No: 3515421213
Applied Model: Linde 351-05



HZ No: N163-217000-000
Applied Model: HangCha 30N



HZ No: 49410-FK000
Applied Model: TCM/TLF-3T Eaton



HZ No: 532-1382-19
Applied Model: FD25/30-16/F



HZ No: 91854-00400
Applied Model: MITSUBISHI FG20-25



HZ No: XCEL45-125
Applied Model: Dalian / MITSUBISHI



HZ No: 12185421200
Applied Model: LinDe 1218/1283



HZ No: 55782-40201
Applied Model: TCM 5T Z8 /EATON



HZ No: BZZ-250(631-1336)
Applied Model: TCMZ8/5-7T/planetary



HZ No: BZZ1-E125B
Applied Model: TCM/TLF-3T Suoda



HZ No: BZZ1-E200BA
Applied Model: HC/HL/ small 5T earth



HZ No: 531-1382-9
Applied Model: TCMT3/NORMA



HZ No: 1025-5-100-07-H
Applied Model: JAC1.5T/ tram



HZ No: 3654223
Applied Model: NICHYU FB25-65



HZ No: 177H4-10201
Applied Model: Kobelco /TCM/LZY

Cylinder Class

loại xylanh dầu



HZ No:	3EB-64-33110D
Applied Model:	Komatsu 14



HZ No:	91F43-11601
Applied Model:	Dalian Mitsubishi New



HZ No:	43310-30562-71
Applied Model:	Toyota 7F/5T



HZ No:	236562
Applied Model:	JAC Tram 1.5T



HZ No:	895233
Applied Model:	Hester 3T



HZ No:	3025404209
Applied Model:	Linde H30D-351



HZ No:	510F2-40403
Applied Model:	TCMF815-V



HZ No:	HZYGZ
Applied Model:	Kobelco special



HZ No:	LD
Applied Model:	Linde/H18



HZ No:	524W2-40202A
Applied Model:	TCM/T8/T9 4T



HZ No:	75120-36200-71
Applied Model:	8FDN30



HZ No:	DAQXG
Applied Model:	Dalian 3T



HZ No:	3514408082
Applied Model:	Linde/H30/351-03



HZ No:	QXYG-DL
Applied Model:	Dalian MITSUBISHI



HZ No:	66510-33283-71
Applied Model:	7FD/25 New



HZ No:	37B-1JA-D620
Applied Model:	FDG30-16



HZ No:	37B-1JA-3211YD
Applied Model:	Komatsu 12-14



HZ No:	37B-1JA-D620YA
Applied Model:	Komatsu 16/3T



HZ No:	2000000003
Applied Model:	HL2000 3T



HZ No:	BJG-New
Applied Model:	7F/4-5T Long

Torque converter

biến mô men xoắn



HZ No:	16L3-80301
Applied Model:	T6/H20/TD27



HZ No:	143E3-80101
Applied Model:	T9/S65



HZ No:	124U3-80211
Applied Model:	TCMT8/4T



HZ No:	137B3-80201
Applied Model:	TCM/TD27 no axis



HZ No:	91A23-10020
Applied Model:	NISSAN L02/F14E/1



HZ No:	32210-23350-71
Applied Model:	TOYOTA 5F/6F/ four claw



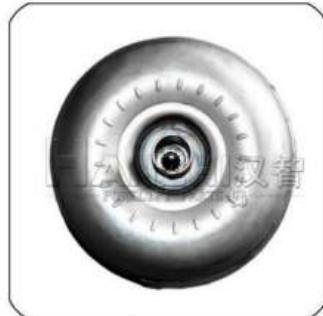
HZ No:	32220-23350-71
Applied Model:	7F/4Y/5K



HZ No:	32220-23350-71YC
Applied Model:	7F/8F/1DZ/2Z



HZ No:	31100-40K00
Applied Model:	HangCha J02/TD27



HZ No:	31100-FJ100
Applied Model:	NISSAN 1F2/ MITSUBISHI S4



HZ No:	BJQ-JH265.F-FL
Applied Model:	Tailift B 490



HZ No:	134G3-80301
Applied Model:	TCMT6/C240 no axis



HZ No:	11A13-01100
Applied Model:	HELLI 1-3T basic type



HZ No:	15943-80211
Applied Model:	HELLI/TCM5-7T



HZ No:	JH265E.0
Applied Model:	Tailift A/C240



HZ No:	JH265TG3
Applied Model:	Daewoo TG3



HZ No:	SLLKBJQ
Applied Model:	MITSUBISHI old style



HZ No:	YJH265
Applied Model:	ATF/TCMC498



HZ No:	BJQ/BT
Applied Model:	Kubota



HZ No:	BJQTCMZ8
Applied Model:	Z8

Torque converter/Input panel

biến mô men xoắn/tấm truyền lực



HZ No:	12N53-80301
Applied Model:	TCM/T3



HZ No:	30B-13-11110Y
Applied Model:	Komatsu 16 original



HZ No:	3EB-13-22022
Applied Model:	Komatsu 12-14



HZ No:	3EC-13-31100
Applied Model:	Komatsu FD50-7



HZ No:	12453-80301
Applied Model:	HL 2000 Type



HZ No:	135E3-80101
Applied Model:	Heli small 5T/GBG1



HZ No:	12833654200
Applied Model:	Linde OM/1283



HZ No:	BJQ956
Applied Model:	Komatsu 11



HZ No:	30B-13-11120
Applied Model:	Komatsu 16 Inner 8 hole



HZ No:	02.02.ZJ-Y/H265.6B
Applied Model:	480



HZ No:	91A23-00300
Applied Model:	S45/T3/Inner 8 hole



HZ No:	91823-10200
Applied Model:	56S



HZ No:	13063-82022
Applied Model:	HL490H20concave



HZ No:	32201-31941-71
Applied Model:	TOYOTA 7FD40/50



HZ No:	CHC-116 TW
Applied Model:	TCMT9



HZ No:	DC6A26100000B
Applied Model:	Komatsu 12-14/in 6



HZ No:	87000-FJ100
Applied Model:	TCM TD27(in 65)



HZ No:	ZJ-JH615.6
Applied Model:	HL 4.5-7T



HZ No:	SRB-HC
Applied Model:	HangCha/TD27 (IN 70)



HZ No:	13683-82022
Applied Model:	TCM/Isuzu C240

Clutch disc

lá côn



HZ No: 31550-23361-71
Applied Model: 7FD30-21 teeth



HZ No: 31550-31960-71
Applied Model: 7FD40-21 teeth



HZ No: 31550-30961-71TW
Applied Model: TOYOTA 5/6FD30



HZ No: 135C3-12061
Applied Model: TCM4T10 tooth



HZ No: 3EB-10-11920
Applied Model: Nanping 12 teeth



HZ No: 21CLHQP
Applied Model: Nanping 21 teeth



HZ No: 275-13-12A
Applied Model: Nanping 13 teeth Komatsu



HZ No: 91A21-10200
Applied Model: Nanping 20 teeth



HZ No: LHQP-NP18-NWK
Applied Model: Nanping 18 teeth NWK



HZ No: 3EC-10-51220
Applied Model: Komatsu (original) 13C



HZ No: 10-300
Applied Model: HangCha 4TR



HZ No: 275-10LJQP
Applied Model: Taiwan Daikin 10 teeth



HZ No: 538
Applied Model: Japan A letter 12 teeth



HZ No: 541
Applied Model: Tie liu 10 teeth



HZ No: 542
Applied Model: Tie liu 18 teeth



HZ No: 31270-23361-71
Applied Model: TOYOTA 21C 7F



HZ No: LHQP40HB
Applied Model: 40HB/10C



HZ No: LHQP
Applied Model: Japan Daikin 21 tooth



HZ No: TLF-72503100
Applied Model: Nanping 10 teeth



HZ No: TYD078U
Applied Model: Taiwan Daikin 21 teeth

Charging Pump

bơm cung cấp dầu



HZ No:	3EB-13-22040
Applied Model:	Komatsu FD20/30-11



HZ No:	12N53-80321
Applied Model:	Komatsu 12-14



HZ No:	YDS45.906
Applied Model:	NISSAN 4T



HZ No:	308-13-11200TW
Applied Model:	FD20/30-16



HZ No:	31350-FJ100
Applied Model:	mitsubishi /L02/New



HZ No:	YDS45.906(T8)
Applied Model:	HL/TCM4.5T



HZ No:	134G3-80401
Applied Model:	TCM/T6/ original car



HZ No:	YDS45.906(T9)
Applied Model:	TCMFD45/T9



HZ No:	YDS30.906
Applied Model:	TCM/HL



HZ No:	XQY100.903
Applied Model:	HL 5-7T



HZ No:	31340-40K00
Applied Model:	NISSAN J02/TD27



HZ No:	31340-51H00
Applied Model:	F03/TD42



HZ No:	31340-GE00A
Applied Model:	NISSAN QD32



HZ No:	32411-30520-71
Applied Model:	TOYOTA 7F4T



HZ No:	32560-23330-71
Applied Model:	TOYOTA 7F/8F



HZ No:	91524-00030
Applied Model:	MITSUBISHI F18B/ old



HZ No:	12835002400
Applied Model:	Linde 1283



HZ No:	TLF-1-3T
Applied Model:	Tailift



HZ No:	15583-80221HL
Applied Model:	HL/TCM 3T



HZ No:	32630-23330-71
Applied Model:	TOYOTA 7F old style

Transmission class

loại hộp số



HZ No:	131A3-10201
Applied Model:	Daikin 4 claw ring



HZ No:	BJ130
Applied Model:	Old Jingjiang / HangCha



HZ No:	13553-10301A
Applied Model:	HL/30HB/IAC



HZ No:	3EB-10-32210
Applied Model:	Daikin (3 claw ring)



HZ No:	MITSUBISHI /TCM/Tailift
Applied Model:	Daikin 4 claw without



HZ No:	HC4R
Applied Model:	HangCha 40R



HZ No:	DCK330
Applied Model:	HangCha R45



HZ No:	LY151-SCAS-043
Applied Model:	TCM ST 68G1



HZ No:	31210-22020-71
Applied Model:	ASCO (3 claw ring)



HZ No:	Tailift
Applied Model:	TLF/ multi tooth



HZ No:	BJ212YP
Applied Model:	BJ212



HZ No:	31210-22000-71
Applied Model:	TOYOTA 7F1.5T



HZ No:	3EB-10-31930
Applied Model:	Komatsu 15-16



HZ No:	3EB-10-31140
Applied Model:	Komatsu 12/14



HZ No:	9688211
Applied Model:	30HB



HZ No:	CT55BL-1
Applied Model:	MITSUBISHI Komatsu - CT55A



HZ No:	NTN15533-10301
Applied Model:	TCMC6/Z5



HZ No:	31235-23000-71B
Applied Model:	5-7F 2-3T



HZ No:	CT51BL1
Applied Model:	TCMZC6/Z5



HZ No:	CT52A
Applied Model:	Tailift /5FD40

Transmission gear box Class

loại bánh răng hộp số



HZ No:	12493-40200
Applied Model:	South central gearbox



HZ No:	33340-23321-71
Applied Model:	TOYOTA 7F 1-4.5T



HZ No:	NHTXZC-D
Applied Model:	Tailift 2-3T Big



HZ No:	NHTXZC-X
Applied Model:	Tailift 2-3T Small



HZ No:	33340-26601-71
Applied Model:	TOYOTA 8F 1-3T



HZ No:	33362-23000-71
Applied Model:	6FD30



HZ No:	33362-23321-71
Applied Model:	7F30



HZ No:	33361-22000-71
Applied Model:	TOYOTA 6FD30(45*18)



HZ No:	173L2-52331
Applied Model:	TCM tram



HZ No:	33332-13040-71
Applied Model:	5FD10-20



HZ No:	33332-23320-71
Applied Model:	7FG20



HZ No:	33333-13040-71
Applied Model:	5FD10-18



HZ No:	33333-23320-71
Applied Model:	7FG20



HZ No:	33333-26660-71
Applied Model:	8FD30



HZ No:	33333-23340-71
Applied Model:	7FG15/4y



HZ No:	33333-26600-71TW
Applied Model:	TOYOTA 8F 1-3T



HZ No:	33332-23660-71TW
Applied Model:	6F2-3T 2Z



HZ No:	33332-26600-71TW
Applied Model:	TOYOTA 8F 1-3T



HZ No:	YDS30.007
Applied Model:	HL 23 teeth



HZ No:	YQX100-02003-1
Applied Model:	HL 5-7T

Hydraulic pump drive shaft

rục truyền động bơm thủy lực



HZ No:	20CYH60-00600
Applied Model:	HYUNDAI 2-2.5T



HZ No:	67310-30511-71B
Applied Model:	6FD40/50 Old



HZ No:	67310-30520-71
Applied Model:	7F4-5T/14Z



HZ No:	91371-20020
Applied Model:	mitsubishi 1.5T54Q2



HZ No:	91571-10010
Applied Model:	MITSUBISHI S4E



HZ No:	91871-10020
Applied Model:	S6E



HZ No:	91871-30040
Applied Model:	MITSUBISHI 3.5T



HZ No:	UJ-1008
Applied Model:	MITSUBISHI S4S/TW



HZ No:	A123651
Applied Model:	Daewoo B3.3



HZ No:	3EC-01-32710
Applied Model:	Komatsu FD40-8



HZ No:	243C7-22111
Applied Model:	TCM/T9/S6S



HZ No:	16310-N3190-71
Applied Model:	8FD35/60



HZ No:	30YH60-00600
Applied Model:	Hyundai 3-3.5T



HZ No:	HLYYBCDZ
Applied Model:	HELI 4.5T



HZ No:	224W7-22011
Applied Model:	TCM4T/Z7



HZ No:	9147-844-01
Applied Model:	Yale 2.5



HZ No:	201C3-82082
Applied Model:	TCM4T/6BG1



HZ No:	91871-10050
Applied Model:	MITSUBISHI 3.5-4T



HZ No:	UJ-1040
Applied Model:	Hester



HZ No:	YALE 4T
Applied Model:	Yale

Transmission class

loại hộp số



HZ No:	11243-82041
Applied Model:	HELI 3T



HZ No:	31515-41K00
Applied Model:	NISSAN / HangCha J02



HZ No:	32342-30520-71
Applied Model:	TOYOTA /13Z



HZ No:	134G3-82111
Applied Model:	TCM T3



HZ No:	32560518
Applied Model:	Tailift



HZ No:	15793-80231
Applied Model:	HELI 5-7T



HZ No:	32406-23331-71F
Applied Model:	TOYOTA 7F/8F2-3T



HZ No:	32433-23331-71F
Applied Model:	TOYOTA 7F30



HZ No:	33362-26600-71TW
Applied Model:	TOYOTA 8FD30



HZ No:	30HB-120002
Applied Model:	HELI/HangCha



HZ No:	31230-23600-71
Applied Model:	5/6FD25-30



HZ No:	13123023321-71
Applied Model:	7FD30



HZ No:	3EB-10-41120
Applied Model:	Komatsu FD25/12/14



HZ No:	TLFFLZCZ
Applied Model:	Tailift



HZ No:	15793-80261Z
Applied Model:	HELI 5-7T After



HZ No:	14883-80201
Applied Model:	TCM/HELI/30HB



HZ No:	P8ZH3-80211
Applied Model:	Heli tractor 5 T



HZ No:	31502-GE00A
Applied Model:	NISSAN 1F2 New



HZ No:	TLF-00101
Applied Model:	Tailift



HZ No:	YLLHQZCX516HT
Applied Model:	Komatsu 16 back

Gearbox Class

loại hộp số



HZ No: 3EB-20-51310
Applied Model: FD30-16/7FD30



HZ No: 37210-23600-71
Applied Model: Komatsu 16 /6F/7F



HZ No: 37210-26600-71
Applied Model: TOYOTA 8FD25



HZ No: 37210-30510-71
Applied Model: 7F/4-5T



HZ No: 37000-FJ100
Applied Model: MITSUBISHI F14E/ Green Giant



HZ No: H-401
Applied Model: TCM/T6/4T



HZ No: H05H3-3000
Applied Model: HELI 8-10T



HZ No: 230C3-32101
Applied Model: TCM Z8 6-7T



HZ No: 12352-GW300
Applied Model: K25/K21/7*35



HZ No: 13506-78001-718
Applied Model: 6F/4Y(9*30)



HZ No: 12352-L1101
Applied Model: H20-1 Old



HZ No: 12352-00H008
Applied Model: H20/H25/H15 circle



HZ No: 13506-78150-71F
Applied Model: TOYOTA 7F4Y/5K



HZ No: 135067001-71
Applied Model: 5K



HZ No: 13028-50K008
Applied Model: H20II/H15/H25



HZ No: H20+223
Applied Model: H20



HZ No: 9495104053
Applied Model: LinDe 351



HZ No: 9495105079
Applied Model: LinDe H30D



HZ No: 9495106157
Applied Model: LinDe 352



HZ No: 9495080097
Applied Model: LinDe E20/350

Belt plate class

loại đĩa đai



HZ No:	8-94328-503-1
Applied Model:	4JG2



HZ No:	5-13641-045-0
Applied Model:	C240



HZ No:	12303-FU400
Applied Model:	K21/K25



HZ No:	12303-40K02
Applied Model:	TD27(Taiwan)



HZ No:	13471-78205-71
Applied Model:	7F/1DZ



HZ No:	13471-78330-71
Applied Model:	Toyota 13Z/14Z



HZ No:	12303-50K00
Applied Model:	H20-2



HZ No:	YM129900-21660
Applied Model:	4D94E



HZ No:	8-97258-983-0
Applied Model:	4JG2



HZ No:	32A45-02100
Applied Model:	Mitsubishi F14E/S45



HZ No:	21051-01W00
Applied Model:	H20/K21/K25



HZ No:	91351-20700
Applied Model:	S45/ single slot



HZ No:	A-21051-44G00
Applied Model:	TD27



HZ No:	Z-5-13641-045-3
Applied Model:	C240



HZ No:	UJ-5055
Applied Model:	7FD40/50 14Z



HZ No:	YM129930-42400
Applied Model:	4D94E



HZ No:	Z-1-13641-165-0
Applied Model:	6BG1



HZ No:	16211-30610-71
Applied Model:	TOYOTA 7FD40 multi slot



HZ No:	UJ-5006
Applied Model:	TOYOTA 5-7F4T Taiwan



HZ No:	13471-78703-71
Applied Model:	6F/7F/2Z

Brake branch pump

phanh phân xylanh



HZ No: 955
Applied Model: HELI/HangCha 1.5T



HZ No: 3EB-30-21310
Applied Model: MITSUBISHI / Komatsu / HELI



HZ No: 17503-AJ
Applied Model: TCMFD50Z8/HELI



HZ No: 234A3-72001
Applied Model: TOYOTA 7F (TCMT6)



HZ No: 91E46-00112
Applied Model: Komatsu 16 / MITSUBISHI



HZ No: TO-710
Applied Model: TOYOTA D700



HZ No: 1726
Applied Model: Hester 4-5T



HZ No: 22673-72041R
Applied Model: HELI 2.5T (right)



HZ No: 22673-72041Z
Applied Model: HELI /2.5T/R AJ



HZ No: 24433-76000WEF
Applied Model: HELI 2-3T Wolf



HZ No: 17505
Applied Model: NICHYU 2.5/TCM



HZ No: A01C3-70201
Applied Model: HELI 4-4.5T



HZ No: SCF830L
Applied Model: Old HangCha old Jingjiang



HZ No: XD3T0000000000
Applied Model: Hyundai 3T



HZ No: TC1135-P0711
Applied Model: HELI 8-10T right



HZ No: 47109-32381-71
Applied Model: TCM 10T



HZ No: 3BA-30-75210
Applied Model: Komatsu FB15-12



HZ No: HY-50-201XD
Applied Model: Hyundai 5T



HZ No: SY-17510-1N/NBR
Applied Model: 5F/7F4-4.5T/L



HZ No: 17525-1N
Applied Model: 7FD40/50

Brake branch pump

phanh phân xylanh



HZ No:	30HBSCFB
Applied Model:	HangCha 30HB



HZ No:	47410-10480-71
Applied Model:	TOYOTA / MITSUBISHI / Komatsu



HZ No:	17502.11255
Applied Model:	TCM4.5/T8



HZ No:	50009852
Applied Model:	Jungheinrich



HZ No:	HYSTER TX
Applied Model:	Hester 2T



HZ No:	47403-31040-71
Applied Model:	7FD40-50 New



HZ No:	17504
Applied Model:	TCM4.5T/Z7



HZ No:	17529
Applied Model:	Daewoo(Electric car B2)



HZ No:	24433-76000AJ
Applied Model:	HL 3T/AJ



HZ No:	47410-23420-71
Applied Model:	7FD25/30



HZ No:	25783-71250G
Applied Model:	HL TCM5-7T



HZ No:	44100-22H00
Applied Model:	NISSAN J02



HZ No:	47210-12190-71
Applied Model:	6FBR16



HZ No:	TC1167
Applied Model:	HangCha three fulcrum



HZ No:	032310260
Applied Model:	HangCha Tractor 2.5T



HZ No:	DLSCFB
Applied Model:	Dalian 5T



HZ No:	FBDL5-8T
Applied Model:	Dalian 8T



HZ No:	HCSCFB
Applied Model:	HangCha N/130



HZ No:	SCFB-OM
Applied Model:	Linde OM Old Dry



HZ No:	21233-70080
Applied Model:	HL 1-1.8T

Brake master cylinder

phanh tổng xylanh



HZ No:	N163-516000-000
Applied Model:	HangCha 30N



HZ No:	30HB-511400
Applied Model:	HangCha 30HB



HZ No:	3EB-36-31280
Applied Model:	Komatsu 12-14



HZ No:	5057
Applied Model:	Nissan /PL20



HZ No:	151-239A540102-301
Applied Model:	NICHYU



HZ No:	25815-40362
Applied Model:	TCM/Z6/ small 5T



HZ No:	17104
Applied Model:	NISSAN 2T



HZ No:	38A-36-51141
Applied Model:	TCM/NICHYU/electric



HZ No:	2793501
Applied Model:	Hester R14



HZ No:	17124
Applied Model:	Komatsu FD45-7



HZ No:	239A5-40102
Applied Model:	TCM/T6/C6



HZ No:	17441
Applied Model:	TOYOTA 5F/6F/TLF



HZ No:	25595-40302X
Applied Model:	HELI/TCM/JAC/B



HZ No:	25785-40501
Applied Model:	HELI 5T-7T



HZ No:	47250-30512-71
Applied Model:	7FD40



HZ No:	25595-40302
Applied Model:	TCM/Z5/HL



HZ No:	BJ212K
Applied Model:	BJ212K



HZ No:	F029695
Applied Model:	LinDe E10



HZ No:	KM-111
Applied Model:	Komatsu FD25/30-15



HZ No:	TC-107
Applied Model:	TCM 4T

Brake master cylinder

phanh tổng xylanh



HZ No:	3EB-36-22700
Applied Model:	Komatsu 11



HZ No:	APG1049-3510002
Applied Model:	HangCha R/50-70T



HZ No:	81FG-40400
Applied Model:	Modern FD30



HZ No:	94012910
Applied Model:	Tailift / 5T



HZ No:	224X5-40201
Applied Model:	7FD40/T8/T9



HZ No:	41585002400
Applied Model:	Linde 1283/1218/TW



HZ No:	230C5-40402
Applied Model:	H2000/5-10T oil



HZ No:	A595005
Applied Model:	D20/30S5



HZ No:	CPCD50H
Applied Model:	HangCha 50H



HZ No:	DL10TE-3510-001
Applied Model:	Dalian 16T



HZ No:	91A46-10100
Applied Model:	S4S/L02 New



HZ No:	QCD20-BG23
Applied Model:	Hangcha tractor 2T



HZ No:	3355045400
Applied Model:	Linde 336



HZ No:	SY-5069
Applied Model:	Hester II



HZ No:	TC0240
Applied Model:	Hangcha Ansett power



HZ No:	YLSC
Applied Model:	Hester / Yale



HZ No:	YK-SCZB
Applied Model:	Old Jingjiang (manual)



HZ No:	LHZ
Applied Model:	Old HangCha 5T



HZ No:	TCM10TSCZB
Applied Model:	TCM/HL 10T



HZ No:	XD
Applied Model:	Modern 3T

Brake hub Class

loại chấu phanh



HZ No:	3EB-21-25310
Applied Model:	Komatsu 12-14/163T



HZ No:	30HB-110002
Applied Model:	30HB 3-3.5T



HZ No:	22673-02031
Applied Model:	HELI JAC2-2.5T



HZ No:	24453-02131
Applied Model:	HELI 3T/JAC



HZ No:	30422
Applied Model:	Tailift tram 1.5T



HZ No:	011069221
Applied Model:	HangCha Tractor 2.5T



HZ No:	12835040500
Applied Model:	LinDe 1283 OM/H3



HZ No:	JP300-110002-000
Applied Model:	HangCha 40H/30J



HZ No:	N163-110006-000
Applied Model:	HangCha 30N 3T



HZ No:	R450-110004-000
Applied Model:	HangCha 45R-50R



HZ No:	TLFZDG
Applied Model:	Tailift 3T



HZ No:	XF150-110004-000
Applied Model:	HangCha XF150



HZ No:	ZDG546545
Applied Model:	NICHYU FB30



HZ No:	ZDG-HL
Applied Model:	Foreign trade with 4.5T



HZ No:	91E33-00801
Applied Model:	mitsubishi F18C



HZ No:	43204-FK30A
Applied Model:	MITSUBISHI FD30/14E



HZ No:	239A3-02001
Applied Model:	TCM 2.5T



HZ No:	239P3-02001
Applied Model:	TCM/ATF/T6/T3C



HZ No:	42432-13311-71
Applied Model:	TOYOTA 7FB/D15/18



HZ No:	43204-FK010
Applied Model:	MITSUBISHI FD25/18C/L

Brake assembly/brake shoes

tổng thành phanh/miếng phanh



HZ No: 12835000502
Applied Model: LinDe 1283/C14/1



HZ No: 91E46-10200
Applied Model: Komatsu 16/3T



HZ No: 281N3-70101GC
Applied Model: TCMFB25-7/V



HZ No: 24453-70401
Applied Model: HL/TCM3T



HZ No: 47010-33241-71
Applied Model: 7FD30 original



HZ No: 47030-16602-71
Applied Model: 8FD15



HZ No: 30DH-111000
Applied Model: HangCha 30HB



HZ No: REF000560-R
Applied Model: HL/TCM(2.5T)



HZ No: N163-112000-G01
Applied Model: HangCha 30N



HZ No: 21233-70201 Y
Applied Model: HL 1-1.8T



HZ No: 3EB-30-11420
Applied Model: Komatsu 11



HZ No: 3EB-30-41370
Applied Model: Komatsu 16 Are factory



HZ No: 91846-17200
Applied Model: 5454T/TCMT3



HZ No: 979
Applied Model: Tailift New



HZ No: 15783-60201-TP
Applied Model: HELI HangCha 5-7T



HZ No: 23653-73021
Applied Model: HL 3T



HZ No: 47450-32881-71
Applied Model: TOYOTA 5F3.5T



HZ No: C11-220-47406
Applied Model: TCM 5-7/Z8



HZ No: BD331-044-02
Applied Model: HYUNDAI



HZ No: HRAOIC3-705
Applied Model: HL 4-4.5T

Steel ring

vành xe



HZ No:	0009932478
Applied Model:	Linde 1283



HZ No:	0009932219
Applied Model:	Linde



HZ No:	0009932094
Applied Model:	Linde (5 holes)



HZ No:	18*7-8/120*150*25
Applied Model:	NICHYU 8 hole



HZ No:	27414-40321
Applied Model:	TCM/2T tram /6 hole



HZ No:	21*8-9/100*145*120
Applied Model:	NICHYU 8 hole



HZ No:	21*8-9/105*140*120
Applied Model:	TCMFB20-7



HZ No:	28*9-15/150*200*14
Applied Model:	HL/JAC/positive



HZ No:	28*9-15/165*210*85
Applied Model:	Tailift /8 hole



HZ No:	28*9-15/170*220*55
Applied Model:	MITSUBISHI /6 hole



HZ No:	0009932079
Applied Model:	Linde (5 holes)



HZ No:	27*10-12/160-210
Applied Model:	Linde 351-2



HZ No:	650*10-LD
Applied Model:	Linde (5 holes)



HZ No:	23654-40501
Applied Model:	HL/TCM/8 hole



HZ No:	600*9/140-170
Applied Model:	HangCha/Hester 6 Hole



HZ No:	650*10/130-160/6MM
Applied Model:	JAC / HL / TCM8 hole



HZ No:	700*12/150-200
Applied Model:	JAC/HL/TCM/6 hole



HZ No:	34A-28-00110
Applied Model:	Komatsu / TOYOTA / Hangcha



HZ No:	34B-27-00211
Applied Model:	MITSUBISHI \ Komatsu 6 hole



HZ No:	90533-03700
Applied Model:	Komatsu / MITSUBISHI Whole

Flywheel housing/Flywheel disk/gear ring

vỏ bánh đà/đĩa bánh đà/vòng bánh răng



HZ No:	5-11341-104-3F
Applied Model:	C240, 4JG2



HZ No:	13001A
Applied Model:	HELI/Xinchang 490



HZ No:	12320-K9301
Applied Model:	H20K21/H25



HZ No:	32111-26641-71FC
Applied Model:	7/8F 1DZ/2Z aluminum



HZ No:	12331-40K00
Applied Model:	TD27/TCM



HZ No:	32101-22780-71
Applied Model:	TOYOTA 7F1DZ-2Z



HZ No:	12331-50K00
Applied Model:	H20-2 self discharge



HZ No:	32101-23810-71
Applied Model:	5K self discharge



HZ No:	KOO-4D94E-13402
Applied Model:	4D94E



HZ No:	8-97133-585-0B
Applied Model:	C240



HZ No:	32A21-00900
Applied Model:	S4S/S6S



HZ No:	385-401-16-127
Applied Model:	Komatsu 6D102 127C



HZ No:	490FLCQ
Applied Model:	490 120C



HZ No:	9-12333-605-1
Applied Model:	C240 126C



HZ No:	12312-43G0A
Applied Model:	DC 498/QD32



HZ No:	6102FLCQ
Applied Model:	6102/68G1



HZ No:	12312-50K00
Applied Model:	H20-II/K25Vice-13



HZ No:	13453-22060-71
Applied Model:	TOYOTA 7F/1DZ/2Z



HZ No:	91861-01600
Applied Model:	S4E/S4E2 110C



HZ No:	12312 -L1802
Applied Model:	TD27 113C

Lift cylinder repair kit

bộ sửa chữa xylanh nâng hạ



HZ No:	308-63-05040
Applied Model:	Komatsu 16 2T



HZ No:	308-63-05020
Applied Model:	FD20-30/16



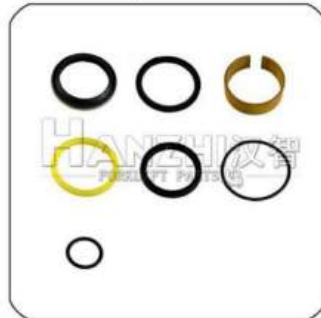
HZ No:	214A0-59821
Applied Model:	TCMFB20-7/Z5



HZ No:	234A8-49801
Applied Model:	TCMFD20/T6/Z5



HZ No:	234F8-49801A
Applied Model:	TCMT6/Z5 deputy factory



HZ No:	B-3055A-00058
Applied Model:	T6/Z5/C14/3T



HZ No:	1006
Applied Model:	HangCha 30HB/30R



HZ No:	1007
Applied Model:	HL, TCM5-6T



HZ No:	04651-31181-71
Applied Model:	7FD40



HZ No:	04654-10262-71
Applied Model:	7FD/G/B 1.5T



HZ No:	04653-20170-71
Applied Model:	7/6FD25



HZ No:	04654-30220-71
Applied Model:	6/7FD30



HZ No:	T-234A0-52401A
Applied Model:	TCMFB25-V



HZ No:	TLF-3-3.5TSJGYE
Applied Model:	Tailift 3-3.5T



HZ No:	WX10048
Applied Model:	Tailift 5-7T



HZ No:	XDSJGLB2
Applied Model:	HYUNDAI 2-2.5T



HZ No:	YF-1-1.8TSJGYF-HYZ
Applied Model:	HL/TCM1-1.5T



HZ No:	YF-H2#2-2.5TSHYFHZ
Applied Model:	HL/TCM2.5T



HZ No:	YF-H2#3TSSJGYFNOK
Applied Model:	H2000#3T



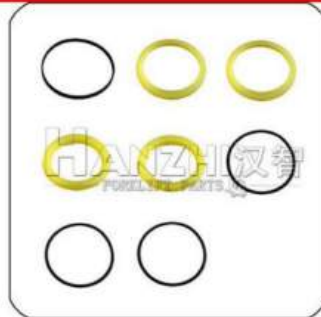
HZ No:	YF-HL-blue-007
Applied Model:	HL 4.5T

Horizontal cylinder repair kit

bộ sửa chữa xylanh nằm ngang



HZ No: 30B-64-05010
Applied Model: Komatsu 16 2-3T JAPAN



HZ No: 20A74-59801
Applied Model: TCMFD25/T3C



HZ No: 22N54-59801
Applied Model: FD30-T3



HZ No: 30R-HZ
Applied Model: 30N/R



HZ No: 326
Applied Model: TCM700/2-3T



HZ No: 328
Applied Model: HangCha 30HB/20-30



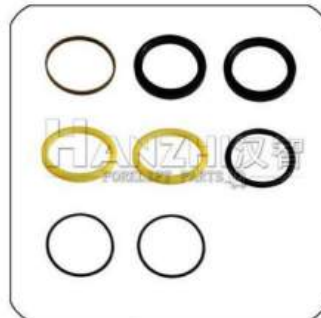
HZ No: LB24D4-50151
Applied Model: TCMT6-2-3T



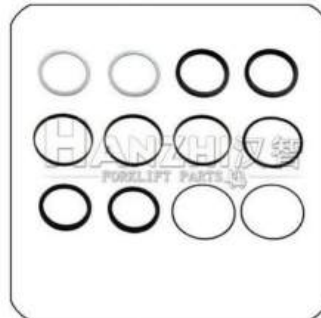
HZ No: 524W2-40211
Applied Model: TCM T8 4-4.5T



HZ No: 04433-20080-71
Applied Model: 7/8F 1.5T



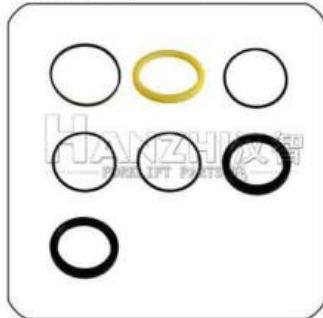
HZ No: 04433-20031-71
Applied Model: 7FD20/25



HZ No: 04433-30020-71
Applied Model: 5FD50 14Z 12Z



HZ No: TLF-2-3.5THZGYF
Applied Model: Tailift 2-3.5T



HZ No: 04433-30110-71
Applied Model: 8FD30



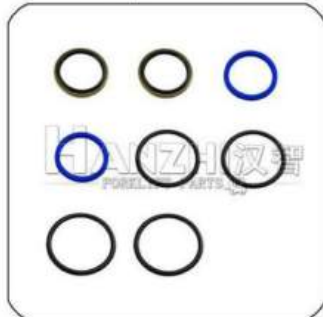
HZ No: 55902-40271
Applied Model: TCM/Z8 5-10T



HZ No: HLHZGXLB
Applied Model: HL A2-3.5T



HZ No: HZGXLBA
Applied Model: HangCha A30



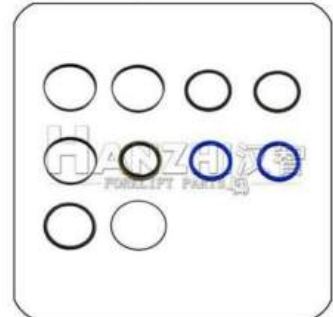
HZ No: HZGXLB-H20004.5T
Applied Model: H20004.5T



HZ No: HZGXLBHL
Applied Model: HL K series 3T



HZ No: NP23353-05162
Applied Model: Komatsu 14 3T



HZ No: TLF5THZGXLB
Applied Model: Tailift 5T

Tilt cylinder repair kit

bộ sửa chữa xy lanh nghiêng



HZ No: 3EB-64-05090
Applied Model: FD25-30/11 JAPAN



HZ No: 3EB-66-54180
Applied Model: FD20-25-16NOK



HZ No: 3EB-64-54280
Applied Model: FD30-16NOK



HZ No: 22N58-52921
Applied Model: TCM/FD30/T3



HZ No: 30NQXGLB
Applied Model: HangCha 30N




HZ No: 243A8-52401
Applied Model: TCM/T8/T9/4-5T




HZ No: 234A8-59801
Applied Model: TCM3T/T6/Z5NOK



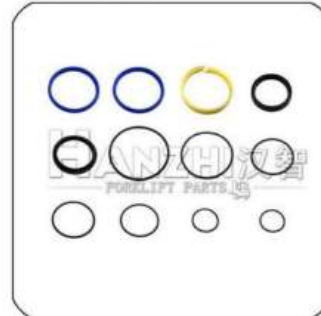
HZ No: QXGXLB-TLF
Applied Model: Tailift 4.5T



HZ No: QXGY5465
Applied Model: HangCha 50DH



HZ No: QXGYF
Applied Model: 35HB NEW



HZ No: QXYGDL
Applied Model: Dalian 15T



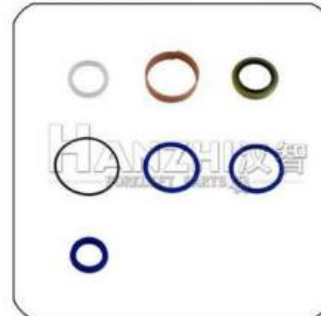
HZ No: R15N1300-6-KIT
Applied Model: HangCha 15N



HZ No: TLFQXGLB
Applied Model: Tailift 2-3T



HZ No: TLFQXG
Applied Model: Tailift 3.5-4T



HZ No: XD3TQXGLB
Applied Model: HYUNDAI 3T



HZ No: 27798-59801
Applied Model: TCM/HL 1-1.8T



HZ No: YF-2-3T-QXGYFNOK-Z
Applied Model: HL 2-3T



HZ No: YF-234A8-59803
Applied Model: TCM/700/T6 2-3



HZ No: YF-@5-10T
Applied Model: Z8/HL@5-10T



HZ No: YF-HL3.5TQXGYFNOK
Applied Model: HL 3.5T

lamp Class

loại đèn



HZ No:	56510-13500-71
Applied Model:	7FB tram



HZ No:	56580-13900-71
Applied Model:	Toyota/NICHYU



HZ No:	LDQDD24V
Applied Model:	HELI 5-10T



HZ No:	LZYQDDLK
Applied Model:	NICHYU Old 48V



HZ No:	QDD
Applied Model:	HELI New



HZ No:	QDDLED
Applied Model:	8F HELI New LED



HZ No:	QDFJDSKLADJ
Applied Model:	HELI/Old 12V



HZ No:	0009740420
Applied Model:	LinDe H30D/351



HZ No:	0009740821
Applied Model:	12V-110 general



HZ No:	56550-23321-71
Applied Model:	TOYOTA 8F left 12V



HZ No:	56510-23330-71
Applied Model:	TOYOTA 7F right



HZ No:	378-1AE-1010
Applied Model:	FD30-14 12V Komatsu



HZ No:	LZYQDD
Applied Model:	TCM tram FR815-6



HZ No:	05101-05400
Applied Model:	MITSUBISHI LED



HZ No:	LTE-5103J-R DC12V
Applied Model:	12V



HZ No:	LTD-5103-48V
Applied Model:	48V with iron absorption



HZ No:	BS43340-401
Applied Model:	12-110V



HZ No:	43341-401
Applied Model:	12V-110V



HZ No:	LTE-5103R-D24V
Applied Model:	24V



HZ No:	LTD-110-/R/DC24V
Applied Model:	24V with magnet

Lamp Class

loại đèn



HZ No:	1252
Applied Model:	Tailift



HZ No:	BJXD
Applied Model:	Hyundai 3T



HZ No:	HZ-ZX
Applied Model:	TCM3T with socket



HZ No:	Z8610-12000
Applied Model:	HELI/HangCha



HZ No:	37B-1E-H2011
Applied Model:	Komatsu 14/16



HZ No:	0009741028
Applied Model:	Linde



HZ No:	LZYHWD
Applied Model:	Nichiyu tram



HZ No:	ZXDNSLS
Applied Model:	NISSAN / dual color



HZ No:	37B-1EB-3510
Applied Model:	Komatsu FD30-14/12



HZ No:	TLFHWD
Applied Model:	Tailift



HZ No:	HWD-48V
Applied Model:	HELI 2000TCM



HZ No:	56680-13131-71
Applied Model:	8FB15



HZ No:	56620-23000-71
Applied Model:	TOYOTA 6F 2T-3T12



HZ No:	209K2-42002
Applied Model:	MITSUBISHI 2-2.5T



HZ No:	0009740013
Applied Model:	Linde 1283



HZ No:	37B-1EB-4520
Applied Model:	TCM/H2000/3T



HZ No:	DQ-Z8620-12000
Applied Model:	HL 5-7T



HZ No:	HWDJAC1.5
Applied Model:	JAC 1.5T Tram



HZ No:	Z8620-12000
Applied Model:	HL @ three colors



HZ No:	56630-26601-71
Applied Model:	TOYOTA 8F right

Switch Class

Loại công tắc



HZ No:	3EB-56-53230
Applied Model:	FD20/30-16



HZ No:	280C2-42311
Applied Model:	TCMFB20-7/T6/



HZ No:	57440-23360-71
Applied Model:	7FD30



HZ No:	7915499140
Applied Model:	LinDe 1283/HT30D



HZ No:	7915490615
Applied Model:	LinDe E12



HZ No:	7915490528
Applied Model:	LinDe H30



HZ No:	JK211
Applied Model:	TCM/4 line



HZ No:	DDKG-F18C
Applied Model:	F18C



HZ No:	3EB-56-43220
Applied Model:	Komatsu 16/3T



HZ No:	57460-23330-71
Applied Model:	TOYOTA 7FD30



HZ No:	280C2-42341
Applied Model:	TCMFD30/T6/T9



HZ No:	B350001
Applied Model:	Tailift 3T



HZ No:	230C2-40411
Applied Model:	TCMFD60Z8/6 line



HZ No:	HX-JK352(F)
Applied Model:	HL2000/3 line waterproof



HZ No:	24300-38120F
Applied Model:	NICHYU 1.5T



HZ No:	A7/32-40111
Applied Model:	JAC tram



HZ No:	57420-26600-71
Applied Model:	TOYOTA 7F/8FD30



HZ No:	84340-76001-71C
Applied Model:	7F1-5T



HZ No:	N163-700600-000
Applied Model:	HangCha 3T



HZ No:	JS-201-052
Applied Model:	Tailift Old

Switch Class

Loại công tắc



HZ No: 37B-1CS-5012
Applied Model: FDG20/30-16



HZ No: 209K2-40501
Applied Model: TCMT6



HZ No: 57450-23420-71
Applied Model: 7FD30



HZ No: 57450-26631-71
Applied Model:



HZ No: GR501-703000
Applied Model: HangCha 50R/100R



HZ No: R960-705000-001
Applied Model: HangCha 30R



HZ No:
Applied Model: NISSAN J02



HZ No: 3EB-55-41760
Applied Model: TOYOTA 6F/C16



HZ No: HL80000080
Applied Model: FB15-7



HZ No: 57590-23332-71
Applied Model: 7F/8F



HZ No: JK411-4XFC
Applied Model: HeLi/JAC



HZ No: 91205-34900
Applied Model: 30HB



HZ No: 23343-10T01
Applied Model: TD27/498



HZ No: LDMDXTKG
Applied Model: LinDe



HZ No: 0009732401
Applied Model: LinDe E20/25



HZ No: 27912-40301
Applied Model: TCMFDS0-100Z8



HZ No: WDKG-00
Applied Model: Toyota



HZ No: 57450-13900-71
Applied Model: 7FBR25



HZ No: A201445
Applied Model: JK250A



HZ No: Z-15G229-B
Applied Model: NICHYU

Electrical class

loại điện khí



HZ No: 38A-48-71211
Applied Model: FB20-12 tram



HZ No: 162808406
Applied Model: Heli 2000 tram 2T



HZ No: 1244-5561
Applied Model: Jac 1.5 old



HZ No: ME049233
Applied Model: HELI/TCMT9/56S



HZ No: 365122211
Applied Model: NICHYU FB25-65



HZ No: 24420-26640-71
Applied Model: 8FD15/30



HZ No: 16A36-70080
Applied Model: MITSUBISHI F14E



HZ No: 24410-16580-71
Applied Model: 8FBN20



HZ No: 24110-36603-71
Applied Model: TOYOTA 8F4Y



HZ No: 24230-33272-71
Applied Model: 7FD30/1DZ/4Y



HZ No: 3903605014
Applied Model: LinDe



HZ No: A7Y52-40701
Applied Model: HELI 12V



HZ No: 24120-N1110-71
Applied Model: 8FB15/18



HZ No: H5T02-40501
Applied Model: HELI small 5T 24V



HZ No: JAC-058
Applied Model: JAC 3T 12V



HZ No: KZHXX
Applied Model: JAC H series



HZ No: 2MBI100N-060
Applied Model: FB10-30



HZ No: 181E2-62481
Applied Model: TCM FB25-7



HZ No: CM400DU5F
Applied Model: TCM tram



HZ No: 181E2-62531
Applied Model: TCM FB15-7

Electrical class

loại điện khí



HZ No: E68EC050A01
Applied Model: Noblift



HZ No: 277H2-62701
Applied Model: TCMFB20-6



HZ No: 273A2-60201
Applied Model: TCMFBR15/20



HZ No: 04438-20011-71
Applied Model: TOYOTA 7-8FD30



HZ No: 58910-23420-71
Applied Model: 7F/8F 3T



HZ No: 32911-03210
Applied Model: TCM FB20-7



HZ No: 38920-00550
Applied Model: TCM/NICHYU 1.5T



HZ No: 43236-23420-71
Applied Model: Toyota



HZ No: BMO-6206/06452/UA002A
Applied Model: NICHYU



HZ No: DQ-SG152-12V
Applied Model: HELI/JAC/3T



HZ No: JFT147-148
Applied Model: 12V 5 wire



HZ No: JFT147-14C/12V
Applied Model: 12V HELI 5 wire



HZ No: 8-97105790-0
Applied Model: TCM/4JG2



HZ No: 21152-42013
Applied Model: TCM/C240



HZ No: 12VDSQ
Applied Model: 490/HELI 12V



HZ No: 30A66-00800
Applied Model: 565/24V



HZ No: 600-815-9680
Applied Model: Cummins B3.3



HZ No: 28510-23360-71
Applied Model: TOYOTA 7F1DZ



HZ No: 11069-90063
Applied Model: J02/HangCha/TD27



HZ No: YM119802-77200
Applied Model: 4TNN94/4TNE98

Solenoid valve Class

loại van điện từ



HZ No: 32610-23330-71
Applied Model: TOYOTA 7F/8F



HZ No: 32620-30520-71
Applied Model: TOYOTA 7FD50



HZ No: 34E-10BY-12
Applied Model: MITSUBISHI Komatsu T6/12V



HZ No: 3EC-15-38710
Applied Model: TCM/ MITSUBISHI 5T/24



HZ No: HZ12V
Applied Model: Japan horizontal 12V



HZ No: HZ24V
Applied Model: Japan horizontal 24V



HZ No: 1-81910-0520
Applied Model: TCMZ7/68G1



HZ No: 236455
Applied Model: ATF@490



HZ No: 1111363
Applied Model: Jiangling 493



HZ No: 14665-01220
Applied Model: C240/ Japan /12V



HZ No: 22390-76006-71
Applied Model: 1Z/2Z/1DZ 12V



HZ No: 79
Applied Model: TCM/24V



HZ No: 290001-C21
Applied Model: NISSAN /K25/12V



HZ No: 119653-77950
Applied Model: 4TNV94L



HZ No: 1A021-60017
Applied Model: Kubota V2403



HZ No: QY09-12V-022
Applied Model: Linde



HZ No: 290001-E21
Applied Model: Komatsu/HL



HZ No: 17904-FU300
Applied Model: MITSUBISHI \ Linde \K25



HZ No: 531A0-50111
Applied Model: TCMFG20N5



HZ No: 0009442275
Applied Model: Linde

Plug/Gas spring

phích cắm/lò xo khí



HZ No:	A.1.04.001
Applied Model:	80A



HZ No:	A.1.04.005
Applied Model:	80A



HZ No:	A.H.03.2205
Applied Model:	160A made in China



HZ No:	A.H.03.2215
Applied Model:	160A made in China



HZ No:	A.H.03.2305
Applied Model:	REMA320A(import)



HZ No:	A.H.03.2315
Applied Model:	REMA320A(import)



HZ No:	175ADERSON
Applied Model:	175A import



HZ No:	175CT
Applied Model:	175A made in China



HZ No:	600V 50A
Applied Model:	50A import



HZ No:	ADERSON350A
Applied Model:	350A/ import



HZ No:	LSJ-SBE320A
Applied Model:	320A universal tape



HZ No:	RA350/A1101
Applied Model:	TOYOTA 350A



HZ No:	37010-10870
Applied Model:	NICHYU




HZ No:	37010-10890
Applied Model:	NICHYU




HZ No:	62MM
Applied Model:	Mitsubishi



HZ No:	52210-26600-71
Applied Model:	8FD30



HZ No:	52250-23600-71
Applied Model:	TOYOTA 6F 1DZ/ZZ/



HZ No:	R960-430009-G000Z
Applied Model:	HangCha 30N/R



HZ No:	3EB-50-41150
Applied Model:	Komatsu /3T/16



HZ No:	ZD-92511042
Applied Model:	Tailift 2-3T (55

Contactor/Relay

khởi động/tơ rơ le



HZ No: 271F2-62181
Applied Model: TCMFB20-6



HZ No: 29502-63101
Applied Model: TCM48V



HZ No: 5W215-17
Applied Model: LinDe E20/E1648V



HZ No: AA.01.0148G1
Applied Model: ZJW100A 48V



HZ No: A.A.12.0680
Applied Model: 200A/80V



HZ No: JCQ-48
Applied Model: 24V



HZ No: 24420-13300-71
Applied Model: 7FB10-25/8FB25



HZ No: BP-N38F30047
Applied Model: 36V



HZ No: 1-82553031-0
Applied Model: 24V



HZ No: 8-94248-1610
Applied Model: TCM/C240



HZ No: JD2912
Applied Model: 24V/40A



HZ No: JAC-12
Applied Model: JAC/12V



HZ No: 3EB-55-31270
Applied Model: Komatsu



HZ No: 3EB-55-51230
Applied Model: Komatsu 12V



HZ No: 80987-76003-71
Applied Model: TOYOTA 7F/8F1-3T



HZ No: 0009732502
Applied Model: Linde 350



HZ No: 217G2-42301
Applied Model: TCMT6/C240 original



HZ No: 243C2-42411
Applied Model: 6BG1/24V



HZ No: 91A05-01600
Applied Model: MITSUBISHI F18C/L4E



HZ No: 32A66-19101
Applied Model: S4S

Glow plug/Spark plug

chốt sưởi/bugi



HZ No:	32A66-03100
Applied Model:	S4S PM-79



HZ No:	
Applied Model:	D488



HZ No:	G1-020/PI-59
Applied Model:	4JG2



HZ No:	19850-78200-71
Applied Model:	7F/8F1DZ



HZ No:	YM129155-77800
Applied Model:	4D94E PN-123



HZ No:	85-25-3
Applied Model:	490/12V



HZ No:	6526803-7012
Applied Model:	Daewoo DB33



HZ No:	LD0-H18-78410
Applied Model:	LinDe/H18



HZ No:	34466-31302
Applied Model:	S4E/S6S 24V



HZ No:	PT-104
Applied Model:	PT-104



HZ No:	894319-7004
Applied Model:	C240 P1-42



HZ No:	11065-43G00A
Applied Model:	TD27



HZ No:	39731-101
Applied Model:	Mazda HA/XA



HZ No:	
Applied Model:	6BG1



HZ No:	9-82513928-2
Applied Model:	6BB1 P1-44



HZ No:	600-815-2761
Applied Model:	4D95



HZ No:	8-97106-549-4
Applied Model:	4LB1



HZ No:	22401-50Y05
Applied Model:	H20/K25



HZ No:	90919-01954-71
Applied Model:	5K/4Y doctor



HZ No:	11191-76001-71
Applied Model:	TOYOTA 4Y

Oil quantity sensor/Water Temperature Sensor

cảm biến lượng dầu/cảm biến nhiệt độ nước



HZ No:	3EB-55-51410
Applied Model:	Komatsu 16



HZ No:	222A2-22061
Applied Model:	TCM T6



HZ No:	32680
Applied Model:	Tailift 2-3T



HZ No:	57210-23320-71
Applied Model:	TOYOTA 7FD20-30



HZ No:	RG-2
Applied Model:	30HB Old



HZ No:	Z8421-18214
Applied Model:	HELI 2-3T



HZ No:	57210-26600-71
Applied Model:	8FD30/1DZ



HZ No:	23401-30511-71
Applied Model:	7FD40 electronic pump



HZ No:	DQ-RG1168-30H
Applied Model:	30HB New



HZ No:	GR1001-700100-000
Applied Model:	CPCD80/100



HZ No:	R960-700400
Applied Model:	30R



HZ No:	NRG-3
Applied Model:	HangCha N/R



HZ No:	8-97069786-1
Applied Model:	4JG2



HZ No:	05204-50300
Applied Model:	MITSUBISHI 54S



HZ No:	25080-89903
Applied Model:	TD27/H20/H25



HZ No:	83420-76004-71B
Applied Model:	1DZ-BA



HZ No:	KW-4Z
Applied Model:	68G1



HZ No:	Z-8-97069-786-1
Applied Model:	C240



HZ No:	91A05-11900
Applied Model:	54S



HZ No:	271A2-62051
Applied Model:	TCM5T

Instrument class/Full line

đồng hồ đo/toàn bộ dây điện xe



HZ No:	37B-1CP-3140
Applied Model:	Komatsu 14



HZ No:	37B-1CP-5622
Applied Model:	FDG20/30-16



HZ No:	230C2-40151
Applied Model:	TCMFD100Z8/68G



HZ No:	P82D2-40201
Applied Model:	HELI 4.5T traction



HZ No:	GA-23
Applied Model:	Baoli 3T/490



HZ No:	H24C4-40511
Applied Model:	H2000 (liquid crystal) 2-3



HZ No:	HZB909YA-JAC
Applied Model:	JAC 3T



HZ No:	N163-740000
Applied Model:	HangCha 30N



HZ No:	57110-23481-71
Applied Model:	7F2-5T



HZ No:	57110-26620-71
Applied Model:	8FD20/Z30



HZ No:	E05W14017
Applied Model:	Sunward



HZ No:	22N52-40801
Applied Model:	TD27/T3



HZ No:	17P12-60602
Applied Model:	TCMFB15-7



HZ No:	91A04-21030
Applied Model:	F14E/F18C



HZ No:	91W04-00200
Applied Model:	MITSUBISHI F16D



HZ No:	171F2-60603
Applied Model:	TCM



HZ No:	1-4-1
Applied Model:	Baoli 3T/490



HZ No:	242G2-42251
Applied Model:	TCM/T6/TD27



HZ No:	ATF490QCX
Applied Model:	ATF 490



HZ No:	HLH2001-3T
Applied Model:	H2000/C240

Electrical class

loại điện khí



HZ No:	HZ 48V 210A
Applied Model:	



HZ No:	HZ 80V 280A
Applied Model:	



HZ No:	HZ 24V 480A
Applied Model:	



HZ No:	HZ 48V 485A
Applied Model:	



HZ No:	HZ 48V 300A
Applied Model:	



HZ No:	HZ 48V 700A
Applied Model:	



HZ No:	HZ 80V 600A
Applied Model:	



HZ No:	80V 500A
Applied Model:	



HZ No:	TCM 12V 90A
Applied Model:	



HZ No:	Baoli 12V 80A
Applied Model:	



HZ No:	HELI 12V 80A
Applied Model:	



HZ No:	Toyota 12V 80A
Applied Model:	



HZ No:	Battery line
Applied Model:	



HZ No:	Battery line
Applied Model:	



HZ No:	Battery line
Applied Model:	



HZ No:	LinDe E30 Battery line
Applied Model:	



HZ No:	HC235C2-40301
Applied Model:	TCM/T6/2-3T



HZ No:	3EB-55-41240
Applied Model:	FD30-16



HZ No:	BX2051
Applied Model:	HELI@3T



HZ No:	91A04-26022
Applied Model:	MITSUBISHI F14E

Rear axle/Rear axle assembly

thân cầu sau/tổng thành cầu sau



HZ No:	3EB-24-D6112
Applied Model:	Komatsu FD30-16



HZ No:	30DH-211000
Applied Model:	HangCha 30HB



HZ No:	91F43-01400
Applied Model:	MITSUBISHI F18C/FD20N



HZ No:	91F43-01500
Applied Model:	MITSUBISHI FD30/14E



HZ No:	234A4-30111
Applied Model:	TCMT6/T7/3T three



HZ No:	N163-222000-000
Applied Model:	HangCha 30N



HZ No:	43102-30530-71
Applied Model:	7FD40/50



HZ No:	43102-36600-71
Applied Model:	8FDN30/25



HZ No:	AZ1B4-30201FC
Applied Model:	HL@2-3T



HZ No:	TCM25-7
Applied Model:	TCM25-7



HZ No:	22504300
Applied Model:	Tailift 2-3.5T



HZ No:	HCHQT
Applied Model:	HangCha 30R



HZ No:	AZ1B4-30201ZC
Applied Model:	HELI@2-3T



HZ No:	H24N4-30302ZC
Applied Model:	HELI 20003T



HZ No:	533A2-40400
Applied Model:	TCM/T6/Z5



HZ No:	TCMHQZC
Applied Model:	TCMT3 Norma 3T



HZ No:	HQZC-HST
Applied Model:	Hester



HZ No:	30R-210000
Applied Model:	HangCha 30R



HZ No:	HQZC-TCMFB30-7
Applied Model:	TCMFB30-7



HZ No:	LTF-47-10-1
Applied Model:	Tailift 2-3T

Steering wheel hub

bánh xe lái hướng



HZ No: 25PH-210001
Applied Model: Hangzhou Electric forklift truck 2.5



HZ No: 40204-FK00
Applied Model: FD20/30-F18CTV



HZ No: 91B43-11800
Applied Model: MITSUBISHI F16C 1.5T



HZ No: 91443-30700
Applied Model: MITSUBISHI F18B



HZ No: 91K43-01100
Applied Model: MITSUBISHI 5-7T



HZ No: 220013-000
Applied Model: HangCha 30N/R



HZ No: 3414501515
Applied Model: LinDe 351-03



HZ No: 3424501506
Applied Model: LinDe 352



HZ No: 214A4-32041
Applied Model: HELI 2-3T



HZ No: LZYZXLG
Applied Model: NICHYU 1.5T



HZ No: T3-207-04-01
Applied Model: TCML5T



HZ No: TLF-32504019
Applied Model: Tailift 2-3.5T



HZ No: 3EB-24-21210
Applied Model: FD20/30-14



HZ No: 3EB-24-51230B
Applied Model: FD20/25-16



HZ No: 25DE-41-5
Applied Model: 30HB



HZ No: 27414-32031
Applied Model: TCM2T tram



HZ No: 40204-14H00
Applied Model: NISSAN J02



HZ No: 22Y5302021
Applied Model: TCM combined fork 4-4.5T



HZ No: HF-4002
Applied Model: FD20/30-12



HZ No: N030-220012-001
Applied Model: HangCha 10-18R/N

Knuckle

khớp quay hướng



HZ No:	3EB-24-32210
Applied Model:	FD20/30-14TW



HZ No:	3EB-24-51221C
Applied Model:	Komatsu 16



HZ No:	22N54-32501
Applied Model:	TCMT3 INOMA 3T



HZ No:	30DH-210003A
Applied Model:	Hangcha 30HB



HZ No:	40014-FJ101
Applied Model:	Mitsubishi F16D NEW



HZ No:	91F43-00201
Applied Model:	Mitsubishi F18C/14E



HZ No:	514A2-42442YD
Applied Model:	TCM/T6/ATF/700



HZ No:	KN-5043
Applied Model:	7FD20/30TW



HZ No:	43212-30511-71
Applied Model:	7FD40/50TW



HZ No:	55802-43041
Applied Model:	HL@5-7T



HZ No:	2079968
Applied Model:	Hester 2-3T



HZ No:	3024530304
Applied Model:	Linde H30



HZ No:	3034530310Z
Applied Model:	Linde H45



HZ No:	A2184-30701Z
Applied Model:	HL A2-3T



HZ No:	20A74-32511
Applied Model:	TCM/FD15/T13



HZ No:	N163-220025-001
Applied Model:	HangCha 30R/N



HZ No:	H24C4-32172
Applied Model:	H2000 2-3T



HZ No:	91E43-10200
Applied Model:	S45 NEW 20/30TW



HZ No:	A10C4-10201
Applied Model:	HL2000 1.5T



HZ No:	55002-43041Z
Applied Model:	TCMFD100/27

Rear axle steering Class

loại lái hướng cầu sau



HZ No: 2XQ-3EB-24-51271Z
Applied Model: Komatsu 16 generation 2-3TZ



HZ No: 4R045-302A6
Applied Model: LinDe H25/H30



HZ No: 91E43-10400
Applied Model: MITSUBISHI FG20-25



HZ No: 50W-410006
Applied Model: HangCha 50-70H



HZ No: 43232-30511-71 left
Applied Model: 7F/4-ST



HZ No: 25784-32241
Applied Model: TCMZ8/HL@8-10T



HZ No: A43E4-30251
Applied Model: HELI H2000 7T



HZ No: N030-220002-000
Applied Model: HangCha 1.5N/R/J



HZ No: TCMDCZXZ
Applied Model: TCM 2-3T electric fork



HZ No: 25DE-41-10
Applied Model: HangCha 30HB/



HZ No: 30CSA31-00014
Applied Model: Hyundai



HZ No: 43231-26600-71
Applied Model: 8FD10/30 left



HZ No: 42504024X
Applied Model: Mitsubishi/Tailift



HZ No: N163-220001-000
Applied Model: HangCha N/R/A series



HZ No: 24234-32181
Applied Model: HELI 1-1.8T



HZ No: 3EC-24-41330
Applied Model: FD40-7



HZ No: PIN-007-3K
Applied Model: 8FD25 has induction line



HZ No: PIN-024K
Applied Model: FD40-7



HZ No: PIN-036K
Applied Model: S6SFD40



HZ No: PIN-031K
Applied Model: TCM4TT8T9

Horizontal cylinder connecting rod pin

chốt nối thanh xylanh nằm ngang



HZ No:	3EC-24-31660
Applied Model:	Komatsu FD35/40-7



HZ No:	3EC-24-31690
Applied Model:	Komatsu FD35/45-7



HZ No:	3ED-24-41261
Applied Model:	Komatsu FD40/45-7



HZ No:	20114-30081
Applied Model:	HELI 1-1.8T



HZ No:	22N54-32151
Applied Model:	TCM T3



HZ No:	48513-FJ100
Applied Model:	S4S 2-3T



HZ No:	ZHGLGX
Applied Model:	HangCha 30HB



HZ No:	533A2-42101
Applied Model:	TCM M18



HZ No:	HGHZGLGX
Applied Model:	1-1.8T 15MM



HZ No:	H12C4-30501
Applied Model:	TCM power / HELI 1.5T



HZ No:	TLF-42504206
Applied Model:	Tailift



HZ No:	20A74-32151
Applied Model:	TCMFD15 T3



HZ No:	2021793
Applied Model:	J2.50EX



HZ No:	0009122179
Applied Model:	LinDe 30D



HZ No:	2021793B
Applied Model:	Hester 1-3T



HZ No:	LBX-1
Applied Model:	HL 2-3T tram



HZ No:	140
Applied Model:	TOYOTA 7FD30 3



HZ No:	43733-30442-71B
Applied Model:	TOYOTA 7FD35-50



HZ No:	HC1.5HZGLGX
Applied Model:	HangCha 15HB



HZ No:	H2000LGX
Applied Model:	HL H20005-7T

Horizontal cylinder connecting rod/Connecting rod sleeve thanh xylanh nằm ngang/ống nối thanh



HZ No: 3EB-24-32340A
 Applied Model: Komatsu 14



HZ No: 22N54-32351
 Applied Model: TCM T3 INOMA Right



HZ No: 91E43-10600
 Applied Model: MITSUBISHI FG20-25 right



HZ No: ZXQ-533A2-42071X
 Applied Model: TCM/T6/3T



HZ No: 43752-30511-71
 Applied Model: 7FD40/13Z/lower L



HZ No: 55902-42081
 Applied Model: TCMFD60/100Z8



HZ No: 2029624
 Applied Model: J2.50EX Hester



HZ No: 42504205
 Applied Model: Tailift 2-3T



HZ No: A10C4-12031
 Applied Model: HL 1-1.8T



HZ No: H2000LG
 Applied Model: HL H20005-7T



HZ No: 22N54-32481
 Applied Model: TCM T3



HZ No: 49534-FK000
 Applied Model: S4S horns



HZ No: 533A2-42051
 Applied Model: TCM/T6



HZ No: 43735-13310-71
 Applied Model: TOYOTA 7F/8F2-3T



HZ No: A21B4-32271
 Applied Model: HL A




HZ No: 2021794
 Applied Model: Hester J2.50EX



HZ No: NP23351-01904
 Applied Model: Komatsu 14/17MM



HZ No: TLF-42504204
 Applied Model: Tailift 2-3T



HZ No: 43735-30511-71
 Applied Model: 7F/8FD35-50



HZ No: A10C4-52071
 Applied Model: HeLi 1-1.8T

Rear axle Class Bearing

Ổ biên cầu sau



HZ No:	30306NSK
Applied Model:	TOYOTA 3T



HZ No:	0009247397
Applied Model:	Linde H30



HZ No:	30206
Applied Model:	NICHYU 1.5T



HZ No:	03071-30211
Applied Model:	TCM/HL



HZ No:	40215-OT100
Applied Model:	Komatsu FD30-12/14



HZ No:	43215-47601
Applied Model:	HangCha/30HB/HYUNDAI



HZ No:	43825-31960-71
Applied Model:	7F40/5T/NSK



HZ No:	3EB-24-32260
Applied Model:	Komatsu FD30-16



HZ No:	H24C4-32061
Applied Model:	HL 2000



HZ No:	GE20ES
Applied Model:	HangCha 3T



HZ No:	H24C432061
Applied Model:	HL 3T



HZ No:	GE3SES
Applied Model:	TCM 5-7T



HZ No:	28-35-30
Applied Model:	Komatsu 1252-3T



HZ No:	03146-13201
Applied Model:	TCM2-3T



HZ No:	40-47-20 IKO
Applied Model:	TCMFD40T8.4-5T



HZ No:	45-55-24
Applied Model:	HL 5-7T



HZ No:	3EB-24-42320
Applied Model:	Komatsu FD30-14/16



HZ No:	3EB-24-42320
Applied Model:	Komatsu / TOYOTA 7F



HZ No:	198906
Applied Model:	HL A 2-3T



HZ No:	25904-32031
Applied Model:	HL H2000 7T

Portal bearing

ổ biên cửa



HZ No:	37A-9AA-2110
Applied Model:	Komatsu FB15-12



HZ No:	37B-9AF-6130
Applied Model:	Komatsu FD30-16



HZ No:	80511K2
Applied Model:	HangCha 30HB



HZ No:	760211K1T-1
Applied Model:	HangCha 3T



HZ No:	61236-23420-71
Applied Model:	TOYOTA 7FD30



HZ No:	63355-31961-71
Applied Model:	7FD45/T



HZ No:	61236-N2060-71YC
Applied Model:	TOYOTA 2.5T



HZ No:	61236-11500-71
Applied Model:	TOYOTA 8F



HZ No:	10311T
Applied Model:	HELI 5-7T



HZ No:	CG92310T
Applied Model:	HELI 4.5T



HZ No:	ZC-980811-RF
Applied Model:	HELI 3T



HZ No:	35*92*31
Applied Model:	Kobelco car



HZ No:	45*115*30
Applied Model:	Mitsubishi 3T



HZ No:	10313T
Applied Model:	Mitsubishi



HZ No:	610.1.0016
Applied Model:	Hester



HZ No:	59117-L6000
Applied Model:	NISSAN



HZ No:	211F8-22201
Applied Model:	TCM FB15-6



HZ No:	63381-N3180-71
Applied Model:	4FD100 J08E



HZ No:	0009249476
Applied Model:	LinDe H30



HZ No:	D581814
Applied Model:	Daewoo

Air filter

lọc không khí



HZ No:	17702-33930-71
Applied Model:	TOYOTA 5F50/80



HZ No:	K163
Applied Model:	Hester 4.5T



HZ No:	3EC-01-52580
Applied Model:	HL/JACS-10T



HZ No:	16546-FJ100
Applied Model:	H20/TCM1.5T



HZ No:	K1325
Applied Model:	JAC/HYUNDAI



HZ No:	91E6100112
Applied Model:	TCM3T Good



HZ No:	A371682
Applied Model:	Daewoo D30G/B3.3



HZ No:	KW1122
Applied Model:	HL/Iron plate



HZ No:	20801-03091
Applied Model:	HL Small 5T/6BG1



HZ No:	FA144
Applied Model:	Linde H18 New



HZ No:	K1328
Applied Model:	Tallift 4/G2



HZ No:	FA715
Applied Model:	68G1/565/68B1



HZ No:	3EB-02-34750
Applied Model:	TCM3T/ Komatsu.three



HZ No:	17801-23001-71
Applied Model:	TOYOTA 5F/4D95



HZ No:	3EE-02-22820
Applied Model:	Komatsu 6D102



HZ No:	17741-30510-71
Applied Model:	TOYOTA 6/7F/8F



HZ No:	K1025
Applied Model:	Old HangCha /LTF Old



HZ No:	A218869
Applied Model:	Daewoo D25E-3



HZ No:	0009839013
Applied Model:	Linde H25D/ Yanmar



HZ No:	0009839027
Applied Model:	Linde 351/H30/05

Filter element

滤芯



HZ No:	348-66-15180
Applied Model:	Komatsu 12-16



HZ No:	215E7-52031
Applied Model:	TCM/FB15-7



HZ No:	243L7-82001
Applied Model:	TCMT9



HZ No:	67501-32880-71
Applied Model:	TOYOTA 7F (4T)



HZ No:	91375-23600
Applied Model:	MTSUBISHI /S45



HZ No:	216G7-52051
Applied Model:	TCM/H2000-3T



HZ No:	25597-60301D
Applied Model:	HL@/3T/34MM



HZ No:	25597-60301X
Applied Model:	HL 5-10T/17MM



HZ No:	25787-80301
Applied Model:	TCM/Z8/20MM



HZ No:	91375-03800
Applied Model:	MTSUBISHI S45/3T



HZ No:	67503-23321-71
Applied Model:	TOYOTA 7F (2-3T)



HZ No:	67502-23000-71
Applied Model:	TOYOTA 8F



HZ No:	124U3-82521
Applied Model:	HL 4.5T



HZ No:	AH-00010
Applied Model:	Tailift Old



HZ No:	12163-82302
Applied Model:	TCM/Z5/T6



HZ No:	JX0805D
Applied Model:	HL 3T



HZ No:	600-211-2110
Applied Model:	Komatsu 16



HZ No:	32670-12620-71
Applied Model:	TOYOTA 7F



HZ No:	D140182A
Applied Model:	Daewoo



HZ No:	67502-32881-71
Applied Model:	7F 4T

Filter

lọc máy



HZ No:	2654407
Applied Model:	Linde 335/H50



HZ No:	60021-12110
Applied Model:	4D95/S6E



HZ No:	4429726
Applied Model:	6BG1



HZ No:	JX6127
Applied Model:	6D16



HZ No:	15600-76003-71
Applied Model:	Toyota 6F2Z/5F1Z



HZ No:	80915-76010-71
Applied Model:	Toyota 7F/2Z/1DZ



HZ No:	JX0811A
Applied Model:	4105/camel



HZ No:	0810Y85100C
Applied Model:	485/490/495/



HZ No:	YM129907-55800
Applied Model:	4D94E/4TNE98



HZ No:	897049-7081
Applied Model:	4JG2



HZ No:	20801-01131
Applied Model:	TD27



HZ No:	0810D
Applied Model:	498



HZ No:	JX0710
Applied Model:	4105



HZ No:	6735-51-5142
Applied Model:	Daewoo DB33/6D102



HZ No:	15601-76008-71
Applied Model:	Toyota 5K/4Y



HZ No:	32A40-00400
Applied Model:	S4S



HZ No:	2654403
Applied Model:	Tailift Perkins



HZ No:	26300-42040
Applied Model:	Modern Beijing 2-3T



HZ No:	2474-9037B
Applied Model:	B3.3



HZ No:	JX1011B
Applied Model:	FAWDE 6110

Diesel filter Class

loại lọc dầu diesel



HZ No:	6DD-311-2110
Applied Model:	B3.3



HZ No:	67502-20540-71
Applied Model:	Toyota 7FB/Z



HZ No:	YM129901-55850K
Applied Model:	Komatsu



HZ No:	26560201
Applied Model:	Perkins 1104D



HZ No:	31927
Applied Model:	Perkins 3 cylinder Linde



HZ No:	CLZC
Applied Model:	Chaocai 6102



HZ No:	MF388-MB433425
Applied Model:	H2000/S4E



HZ No:	129052-55630
Applied Model:	4D94E



HZ No:	CL-6102-HD
Applied Model:	68B1/6102/OK



HZ No:	CX0708
Applied Model:	490



HZ No:	CX0710
Applied Model:	4105



HZ No:	6734-71-6120
Applied Model:	7F/2Z/1DZ



HZ No:	MB220900
Applied Model:	S45



HZ No:	34462-00300
Applied Model:	565



HZ No:	16405-V5710
Applied Model:	TD42



HZ No:	23303-76002-71
Applied Model:	Toyota 5F/6F



HZ No:	0009831625
Applied Model:	Linde H18C



HZ No:	20801-02171
Applied Model:	68B/D/G1



HZ No:	16400-FM000
Applied Model:	TD27



HZ No:	8-94369299-3
Applied Model:	C240

Air filter housing/Connector

vỏ lọc không khí/đầu nối



HZ No:	3EB-01-48720
Applied Model:	Komatsu FG25-16/K2



HZ No:	3EB-02-D6550
Applied Model:	Komatsu FD30-16/94



HZ No:	30DH-310000KL
Applied Model:	30HB/ Hyundai /curved



HZ No:	91856-20100
Applied Model:	MITSUBISHI /L02



HZ No:	3EB-02-34710
Applied Model:	TCM25/ Komatsu 12



HZ No:	213T1-02021
Applied Model:	TCM/T6/H20/K25



HZ No:	216G1-02451
Applied Model:	TCM/T3/K21



HZ No:	1295
Applied Model:	Tailift 490



HZ No:	000000006284
Applied Model:	JAC/HL/TCM5-7T



HZ No:	17700-23360-71
Applied Model:	TOYOTA /7F/8F



HZ No:	17700-30510-71KL
Applied Model:	TOYOTA 7FD40/50



HZ No:	91361-20500
Applied Model:	MITSUBISHI 1.5T F16C



HZ No:	128300
Applied Model:	Linde 1283



HZ No:	H99Y1-00311
Applied Model:	HELI 20002-3T



HZ No:	KLWK1122
Applied Model:	Hyundai 3T



HZ No:	KLWK-Hyundai
Applied Model:	Hyundai /D48B



HZ No:	KYG-6
Applied Model:	Hyundai/30HB New



HZ No:	N042-311000-000
Applied Model:	HangCha N/R10-18



HZ No:	3EB-02-34620
Applied Model:	Komatsu 14



HZ No:	3EB-02-52230
Applied Model:	Komatsu 16

The throttle

dây cáp chân ga



HZ No:	3EB-36-51350
Applied Model:	FD30-16



HZ No:	3EB-37-41141B
Applied Model:	Komatsu /16



HZ No:	18201-50K00
Applied Model:	TCM/227 H25



HZ No:	238F5-22101
Applied Model:	TCM T6/C240



HZ No:	26620-23320-71B
Applied Model:	TOYOTA 7F/5K/4Y



HZ No:	26620-30511-71
Applied Model:	TOYOTA 13Z



HZ No:	26620-23360-71
Applied Model:	TOYOTA 7F/1DZ



HZ No:	25785-22051
Applied Model:	ATF/490



HZ No:	91A51-13200B
Applied Model:	NISSAN LO2



HZ No:	H24C5-60501
Applied Model:	H2000/490



HZ No:	H2555-60501
Applied Model:	H2000/C240



HZ No:	H43E5-60401
Applied Model:	H2000/6BG1/



HZ No:	YX-114-96
Applied Model:	ATF/498



HZ No:	XSYMLX
Applied Model:	Komatsu 12-14



HZ No:	N165-511000
Applied Model:	493



HZ No:	N150-521000-000
Applied Model:	HangCha 30N



HZ No:	YMLX-4Y
Applied Model:	8F/4Y original



HZ No:	ZD-H43E5-60401
Applied Model:	HL 5-7/6BG1



HZ No:	230C5-20201
Applied Model:	TCMZ8



HZ No:	30DH-532000
Applied Model:	HangCha 30HB/490

Handbrake/Clutch Pull

dây cáp phanh tay/ly hợp



HZ No: 47401-U2170-71
Applied Model: TOYOTA 7FD30



HZ No: 15783-60211
Applied Model: H2000/5-7T



HZ No: 46410-30551-71
Applied Model: TOYOTA 7FD45



HZ No: CB-141
Applied Model: TOYOTA 8FD30



HZ No: 47401-26600-71
Applied Model: TOYOTA 8F25



HZ No: 3EB-30-51110C
Applied Model: Komatsu 16 2-3T



HZ No: CB-060
Applied Model: TCM4T7



HZ No: SSLXLZYZ
Applied Model: NICHYU FB15-25



HZ No: 3EB-30-31340
Applied Model: Komatsu 12-14



HZ No: 0C11246-14603Z11
Applied Model: H2000/HL 2-3T



HZ No: 0C11246-24603-30H
Applied Model: HangCha 30HB long



HZ No: XDSSLX
Applied Model: HYUNDAI 3T



HZ No: 91352-60500
Applied Model: MITSUBISHI Old F188



HZ No: 80-64
Applied Model: Tailift 2-3T



HZ No: 3EB-36-51350
Applied Model: FD30-16



HZ No: 91A51-13200B
Applied Model: NISSAN LO2



HZ No: 3EB-36-31410
Applied Model: Komatsu 12-14



HZ No: 239B5-42501
Applied Model: TCMT6



HZ No: 47110-23331-71
Applied Model: 8F 3T



HZ No: LD-H25-30
Applied Model: LinDe 1283

Fork

càng hàng hóa



HZ NO 汉智编号	Applied Model 适用机型
HZ3T-1370M	HL/HangCha 3T-1370
HZ3T-1520M	HL/HangCha 3T-1520
HZ3T-1820M	HL/HangCha 3T-1820
HZ3.5T-1520MM	HL/HangCha 3.5T-1520
HZ2.5T-1820M	HL/HangCha 2T-1820
HZ2.5T-1370M	HL/HangCha 2T-1370
HZ3T-2M	HL/HangCha 3T-2M
HZ2.5T-1220M	HL/HangCha 2T-1220
HZ3T-1070M	HL/HangCha 3T-1070
HZ2.5T-1520M	HL/HangCha 2.5T-1520
HZ1.5T-1820M	HL/HangCha 1.5T-1820
HZ1.5T-1370M	HL/HangCha 1.5-1370
HZ4.5T-1370M	HL/HangCha 4.5T-1370
HZ2.5T-2M	HL/HangCha 2.5T-2M
HZ1.5T-1520M	HL/HangCha 1.5T-1520
HZ4.5T-1670M	HL/HangCha 4T-1670
HZ3T-1670M	HL/HangCha 3T-1670
HZ3.5T-1820MM	HL/HangCha 3.5T-1820
HZ3.5T-1670M	HL/HangCha 3.5T-1670
HZ2.5T-1670M	HL/HangCha 2T-1670

HZ NO 汉智编号	Applied Model 适用机型
HZ2.5-2200MM	HL/HangCha 2T-2200
HZ1.5T-1220M	HL/HangCha 1.5T-1220
HC-2T-2M	HL/HangCha 2T-2000
HZ3T-2.2M	HL/HangCha 3T-2200
HZ3T-1220M	HL/HangCha 3T-1220
HZ2.5T-1070M	HL/HangCha 2T-1070
HZ1.5T-1670M	HL/HangCha 1.5T-1670
HZ4.5T-1820M	HL/HangCha 4.5T-1820
HZ3T-2400M	HL/HangCha 3T-2400
HZ3.5T-1220M	HL/HangCha 3.5T-1220
HZ1.5T-1370MM	HL/HangCha 1.5T-1370
HZ1.5T-1070M	HL/HangCha 1.5T-1070
HC-6T-1520	HL/HangCha 6T-1520
HZ5-7T-1820M	HL/HangCha 7T-1820
HZ5-7T-1520M	HL/HangCha 7T-1520
HZ5-6T-1820M	HL/HangCha 6T-1820
HZ4.5T-2200M	HL/HangCha 4.5T-2200
HZ3.5T-1370	3.5T-1370
HZ2.5T-1.6M	2.5T-1.6M
HZ-1.5T-1150	1.5T/1.15M

Chair/Accessories Class

ghế/phụ kiện



HZ No: 3369852
Applied Model: 490



HZ No: YM129900-11200
Applied Model: 4D94E



HZ No: ZB001052
Applied Model: 4/B1



HZ No: 13251-FY500
Applied Model: K25/K21/K15



HZ No: 1-21723029-1
Applied Model: 6BD1



HZ No: 4110-1013011A101-0
Applied Model: FAWDE 4110



HZ No: 4110-1013011B101-0
Applied Model: FAWDE 4110



HZ No: A-21320-31N00
Applied Model: 498



HZ No: YSRQBG6102ZC
Applied Model: 6102



HZ No: SRQ-68G1
Applied Model: 68G1/D1/B1



HZ No: 00000-00006-19
Applied Model: HL@/TCM/30HB



HZ No: 3EB-50-31210
Applied Model: Komatsu FD30-16/14



HZ No: 91A14-00010
Applied Model: Mitsubishi



HZ No: H2000-JAC
Applied Model: H2000/JAC



HZ No: With seat belt TLFZY
Applied Model: Tailift



HZ No: With fretting 330-285
Applied Model: MITSUBISHI / Komatsu



HZ No: 42.20
Applied Model: Tailift new /490



HZ No: XDFDJJD
Applied Model: Hyundai



HZ No: 91A10-10500
Applied Model: S45/F18C New



HZ No: 41261-30511-71
Applied Model: TOYOTA 7F2-5T